

Overview

The 900 Series LED cartridge lamp mates with 910 Series lampholders. Constructed with an aluminum case, 900 Series LED lamps are noted for high resistance to shock and vibration, long life, and low power requirements. These may be ordered with multiple lens styles and lens colors.

Approvals

UL Recognized and CSA Certified.

Specifications


Sleeve: Aluminum. Black anodized finish standard; clear anodized finish optional.

Termination: .040" diameter stainless steel pins mounted in a nylon header. The anode is identified on the header as the + pin connection.

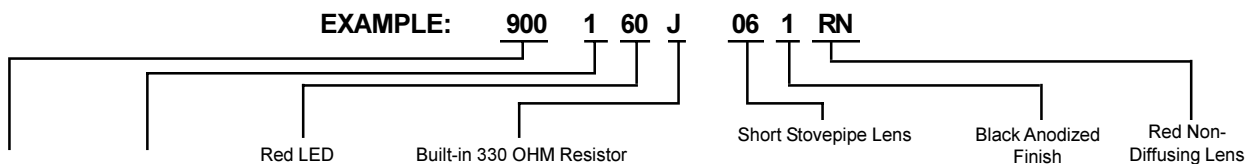
LED DC Voltage options: 1.8 to 28 volts.

Lens: Heat resistant, high strength polycarbonate.

Lens Marking: Cylindrical lenses may be stamped. Contact factory.



ORDERING INFORMATION:



Series Number	Termination	Lamp Code	Resistor			Lens Type	Sleeve Finish	Lens Color
900	1 Stainless steel pins standard A Tin-plated stainless steel pins for printed circuit board mounting	60 (Red LED) 66 (Green LED) 68 (Yellow LED)	Code	Current	Volts	03 Short Cylindrical 06 ² Short Stovepipe Fresnel 07 ² Short Cylindrical Fluted	1 Black Anodized-standard 2 Clear (Silver) Anodized	Nondiffusing (Clear)
			Nominal 10 mA					CN Colorless (60,66,68) ³
			X	NONE	1.8			WN White (60,66,68) ³
			U	200 OHM	3.6			AN Amber (68) ³
			J	330 OHM	5			GN Green (66) ³
			W	430 OHM	6			RN Red (60) ³
			Y	820 OHM	10			YN Yellow (68) ³
			K	1000 OHM	12			
			G	1200 OHM	14			
			L	2700 OHM	28			
			Nominal 20 mA					
			V	100 OHM	3.6			
			M	180 OHM	5			
			P	220 OHM	6			
			Z	390 OHM	10			
			N	620 OHM	14			
			H	1300 OHM	28			
² Recommended for best light distribution.								
³ Lamp Code Number. When specifying lens color, use only with lamp codes shown.								

Overview

The 900 Series incandescent cartridge lamp mates with 910 Series lampholders. Constructed with an aluminum case, 900 Series incandescent lamps are noted for high brightness. These may be ordered with multiple lens styles and lens colors.

Approvals

UL Recognized and CSA Certified.

Specifications

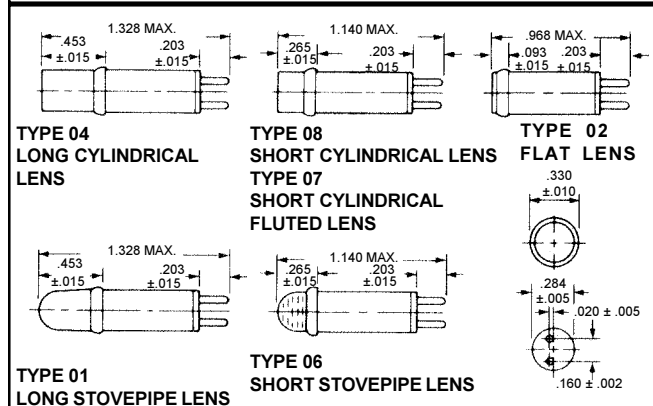
Sleeve: Aluminum. Clear anodized finish standard; black anodized finish optional.

Termination: .040" diameter stainless steel pins mounted in a nylon header.

Incandescent AC or DC Voltage options: 1.35 to 28 volts.

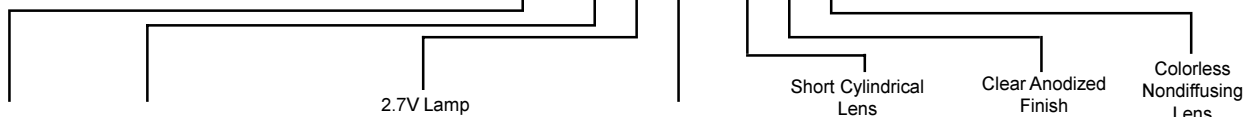
Lens: Heat resistant, high strength polycarbonate. Translucent lens colors are normally used for incandescent cartridge lamps as they give an evenly diffused light over the lens surface. When Type 08 (short cylindrical) lens is used in the 910 Series holder with a screw-on lens cap, specify "colorless nondiffusing" for 08 lens color.

Lens Marking: Cylindrical lenses may be stamped. Contact factory.



ORDERING INFORMATION:

EXAMPLE: 900 1 06 X 08 2 CN



Series Number	Termination	Lamp					Resistor	Lens Type	Sleeve Finish	Lens Color
		Code	Volts	MA	MSCP	Life (Hrs)				
900	1 Stainless steel pins standard	05 ²	1.35	60	.01	3,000	X (NONE)	01 ³ Long Stovepipe	1 Black Anodized	Nondiffusing (Clear)
		06 ²	2.7	60	.04	6,000				02 ⁴ Flat
		07 ²	3.0	15	.003	10,000		04 Long Cylindrical		
		17	5.0	60	.03	30,000				06 ⁵ Short Stovepipe Fresnel
		10	6.0	40	.04	10,000		07 ⁵ Short Cylindrical Fluted		
		16	6.0	60	.13	3,000				08 ⁴ Short Cylindrical
		11	6.0	200	.60	1,000		2 Clear (Silver) Anodized standard		
		01	6.3	40	.03	20,000				Translucent
		12	6.3	200	.55	5,000		AT Amber		
		02	6.3	200	.40	20,000				BT Blue
	A Tin-plated stainless steel pins for printed circuit board mounting	08 ²	10.0	14	.006	50,000		01 ³ Long Stovepipe	2 Clear (Silver) Anodized standard	
		09 ²	10.0	40	.08	5,000				02 ⁴ Flat
		18	12.0	40	.10	10,000		04 Long Cylindrical		
		13	14.0	80	.50	1,500				06 ⁵ Short Stovepipe Fresnel
		03	14.0	80	.30	15,000		07 ⁵ Short Cylindrical Fluted		
		20 ²	14.0	17	.03	25,000				08 ⁴ Short Cylindrical
		21 ²	18.0	20	.08	15,000		01 ³ Long Stovepipe		
		14	18.0	40	.15	10,000				02 ⁴ Flat
		15	28.0	40	.34	4,000		04 Long Cylindrical		
		19	28.0	40	.15	10,000				06 ⁵ Short Stovepipe Fresnel
		04	28.0	40	.30	7,000		07 ⁵ Short Cylindrical Fluted	YT Yellow	

¹ MSCP - Mean Spherical Candle Power.

² Because of relatively low light output, these lamps should be used with non-diffusing (clear) lens colors only. Lamp ratings are compiled from a leading lamp manufacturer's catalog.

³ Best suited for wide angle viewing.

⁴ For High Temperature application, contact factory.

⁵ Nondiffusing lens colors only. Types 06 and 07 are recommended for best light distribution.



900/901 SERIES CARTRIDGE TYPE Neon Lamps

LITTELITES®
A Lighting Components and Design Product Line

Overview

The 900 Series neon cartridge lamp mates with 910 Series lampholders. Constructed with an aluminum case, the 900/901 series neon lamps are ideally suited for 125 volt applications. The 901 series cartridge lamps are 0.125" longer than the 900 series to accept blue or green neon lamps and mate with the 911 series lampholders. Please consult the table below.

Approvals

UL Recognized and CSA Certified.

Specifications

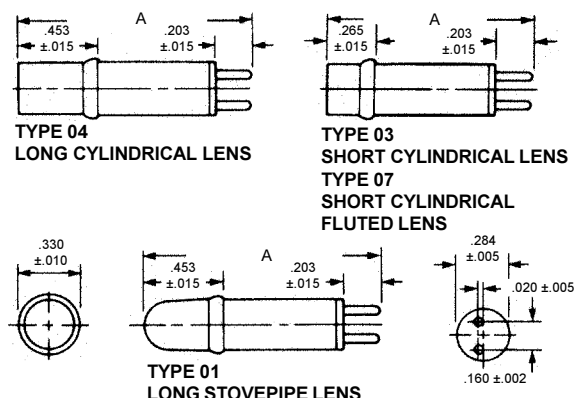
Sleeve: Aluminum. Clear anodized finish standard. Black anodized finish optional.

Termination: .040" dia. stainless steel pins mounted in nylon header.

Voltage options: **Std. Brightness**, 105 to 125 AC or DC volts. **High Brightness**, 110 to 125 AC volts. **Green Neon**, 115 to 125 AC or DC volts. **Blue Neon**, 105 to 125 AC volts or 105 to 150 DC volts.

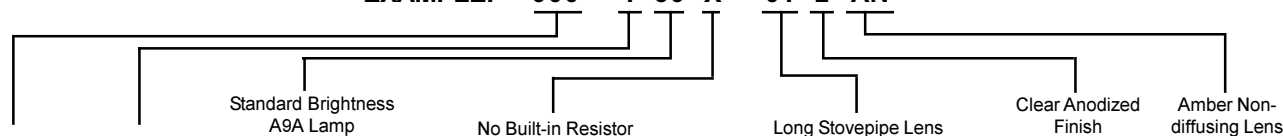
Lens: Heat resistant, high strength polycarbonate. When type 03 (short cylindrical) lens is used in a 910 or 911 Series holder with a screw-on lens cap, specify "colorless nondiffusing" for 03 lens color. **Lens Marking:** Cylindrical lenses may be stamped. Contact factory.

Lens Type	Dimension A in Inches (Max.)	
	900 Series	901 Series
01	1.328	1.453
03	1.140	1.265
04	1.328	1.453
07	1.140	1.265



ORDERING INFORMATION:

EXAMPLE: 900 1 50 X 01 2 AN



Series Number	Termination	Lamp Code	Resistor		Lens Type	Sleeve Finish	Lens Color
			Code	Internal Resistor Value			
900	1	Note: Reference Lamp Selection Guide.	X ⁵	No Built-In Resistor	01 ⁶ Long Stovepipe	1	Nondiffusing (Clear)
901	Stainless steel pins standard	52 ¹ Standard Brightness A1B	C	56K OHM, 3K Life Hrs.	03 Short Cylindrical	Black Anodized 2	AN Amber
			E	100K OHM, 15K Life Hrs.	04 Long Cylindrical		CN Colorless
			T	150K OHM, 25K Life Hrs.	07 ⁷ Short Cylindrical Fluted	Clear (Silver) Anodized Standard	RN Red
	A	53 ¹ High Brightness A1C	X ⁵	No Built-In Resistor			WN White
			A	22K OHM, 5K Life Hrs.			YN Yellow
			S	33K OHM, 25K Life Hrs.			BN ⁸ Blue
			C	56K OHM, 25K Life Hrs.			GN ⁸ Green
	Tin-plated stainless steel pins for printed circuit board mounting	50 ² Standard Brightness A9A (NE2E)	X ⁵	No Built-In Resistor			
		51 ² High Brightness C2A (NE2H)	X ⁵	No Built-In Resistor			
		56 ³ Green Neon	B	30K OHM, 10K Life Hrs.			
		57 ⁴ Blue Neon	B	30K OHM, 10K Life Hrs.			

- ¹ Use with lens colors AN, CN, RN, WN, or YN.
² For use on 900 series only with type 01 and 04 lenses.
³ For use on 901 series only with lens colors GN, CN, or WN.
⁴ For use on 901 series with lens colors BN, CN, or WN.
⁵ External resistor required.
⁶ Best suited for wide angle viewing.
⁷ Recommended for best light distribution.
⁸ For 901 series only when used with blue or green lamp respectively.