

Outside Plant CWDM Universal Multiplexer Module

OSP CWDM UMUX



Key Features

- Multiplex and demultiplex four or eight CWDM (20-nm spaced) channels to a single fiber
- Legacy network overlay using the 1310 nm bypass channel
- Ultra-high isolation design eliminates need for channel power balancing
- Full usage of available fiber bandwidth on the CWDM grid
- Fits into standard LGX-mounting solutions
- Thermally stable passive optics; no powering is required
- Environmentally hardened for ambient operating temperatures of -40°C to 65°C; suitable for outside plant applications

Applications

- Fiber exhaust in local loop applications
- CWDM overlay with existing 1310 nm transmission systems
- Bidirectional transmission on a single fiber
- Linear bus architectures

Compliance

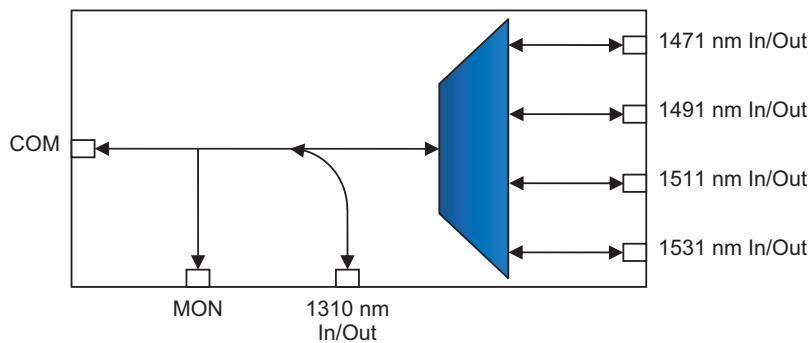
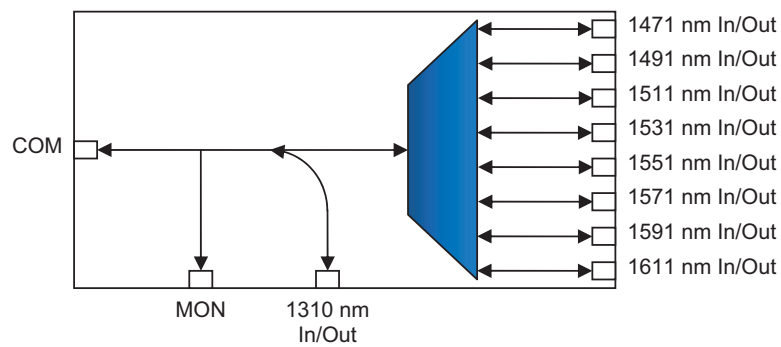
- Channel plan compliant with ITU-T G694.2
- NEBS Level 3

The WaveReady™ Outside Plant Coarse Wavelength Division Multiplexer Universal Multiplexer Module (OSP CWDM UMUX) is a flexible, low-cost solution that enables capacity expansion of existing fiber. Coupled with highly reliable passive optics, which are certified for environmentally hardened applications, the OSP CWDM UMUX allows carriers to make full use of the fiber's available bandwidth in the local loop.

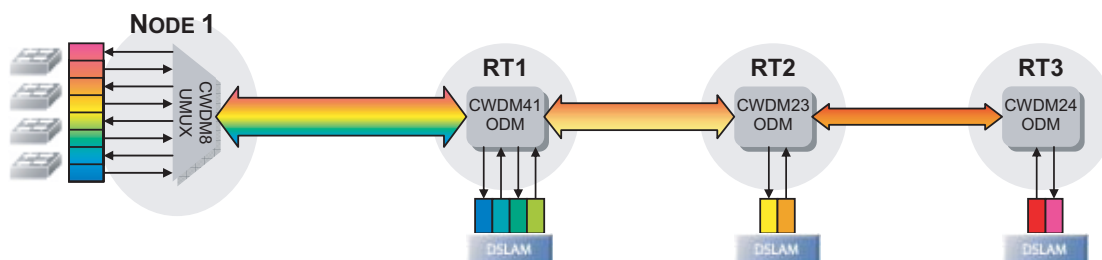
The OSP CWDM UMUX is a universal device capable of bidirectional (on a single fiber) or unidirectional (on two fibers) transport applications. The device has been designed to support a broad range of architectures, ranging from scalable point-to-point links to two-fiber protected rings. The market-standard LGX packaging of the OSP CWDM UMUX allows for ready deployment in existing LGX-compatible frames. Alternatively, the device can be adapted for use in WaveReady shelves.

The OSP CWDM UMUX is designed to interoperate with both the WaveReady line of transponder and optical regenerator solutions as well as the CWDM transponders and SFPs used in widely available transmission equipment. With billions of field operating hours, JDSU's industry-leading optical multiplexing technology offers unparalleled reliability and leading-edge performance.

2

**Functional Diagram:
4-Channel OSP CWDM UMUX****Functional Diagram:
8-Channel OSP CWDM UMUX****Sample Configuration:
Point-to-Point Transport**

3

**Sample Configuration:
Linear Bus****Specifications¹**

Parameter		4-channel	8-channel
-----------	--	-----------	-----------

Network Optical

CWDM mux or demux insertion loss	Maximum	3 dB	4.2 dB
1310 nm bypass channel insertion loss	Maximum	1.5 dB	1.5 dB
Monitor port tap ratio	Nominal	2%	
1310 nm channel bandwidth		1260 nm to 1360 nm	
CWDM reflect bandwidth		1464.5 nm to 1617.5 nm	
CWDM channel bandwidth	Minimum	ITU $\lambda \pm 6.5$ nm	
Channel flatness	Maximum	0.5 dB	
Isolation			
Adjacent 20-nm spaced channels	Minimum	40 dB	
Non-adjacent 20-nm spaced channels	Minimum	45 dB	
1310 band from CWDM channels	Minimum	50 dB	
CWDM channels from 1310 band	Minimum	50 dB	
Optical return loss	Minimum	40 dB	
Input optical power – sum of all channel ports	Maximum	1 W	
Polarization dependent loss (PDL) – all channel ports	Maximum	0.2 dB	
Polarization mode dispersion (PMD) – all channel ports	Maximum	0.2 ps	

Physical

Size (H x W x L)	5.1 x 2.28 x 6.31 in
(double slot LGX)	(129.5 x 57.7 x 160.3 mm)
Optical connector type (all ports)	SC/PC
Weight (approximate)	2 lb (0.91 kg)

Environmental

Operating ambient temperature	-40°C to 65°C
Storage temperature	-40°C to 85°C
Relative humidity (non-condensing)	5% to 95%

1. Specifications are worst case over specified temperatures and wavelength ranges.

Ordering Information

For more information on this or other products and their availability, please contact your local JDSU account manager or JDSU directly at 1-800-498-JDSU (5378) in North America and +800-5378-JDSU worldwide or via e-mail at customer.service@jdsu.com.

Sample: MDX-04UXC001A

MDX- **UXC0** **A**

Code	Number of Channels
04	2
08	4

Code	Channel Plan (4-channel)
01	1471 nm, 1491 nm, 1511 nm, 1531 nm
Code	Channel Plan (8-channel)
01	1471 nm, 1491 nm, 1511 nm, 1531 nm, 1551 nm, 1571 nm, 1591 nm, 1611 nm

All statements, technical information and recommendations related to the products herein are based upon information believed to be reliable or accurate. However, the accuracy or completeness thereof is not guaranteed, and no responsibility is assumed for any inaccuracies. The user assumes all risks and liability whatsoever in connection with the use of a product or its application. JDSU reserves the right to change at any time without notice the design, specifications, function, fit or form of its products described herein, including withdrawal at any time of a product offered for sale herein. JDSU makes no representations that the products herein are free from any intellectual property claims of others. Please contact JDSU for more information. WaveReady, JDSU and the JDSU logo are trademarks of JDS Uniphase Corporation. Other trademarks are the property of their respective holders. ©2006 JDS Uniphase Corporation. All rights reserved. 30137472 Rev. 001 03/06 OSPCWDMMUX.DS.CMS.AE