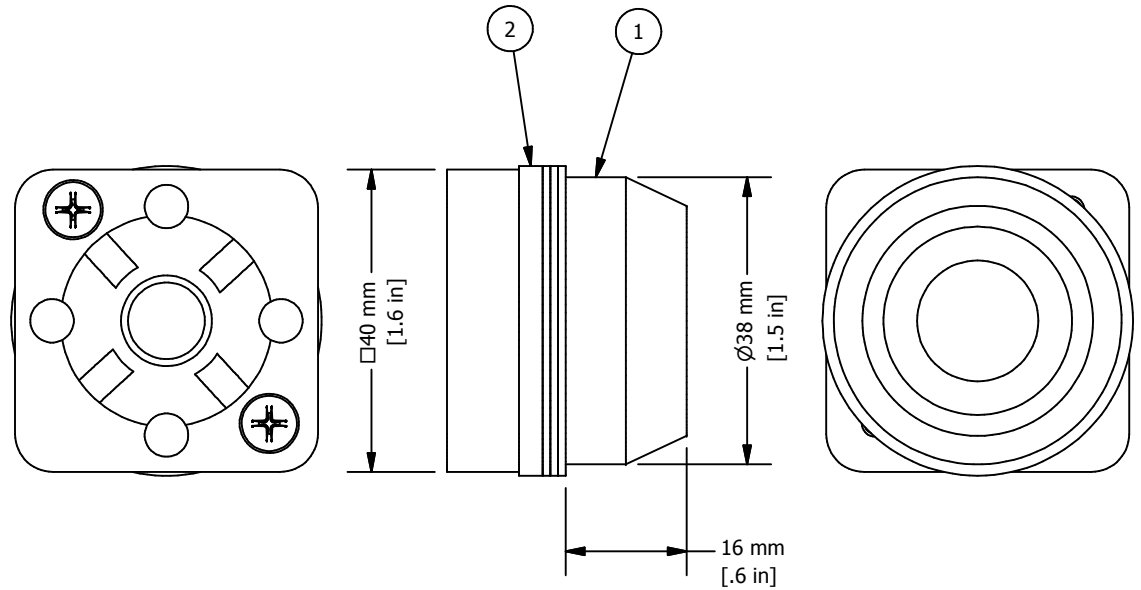
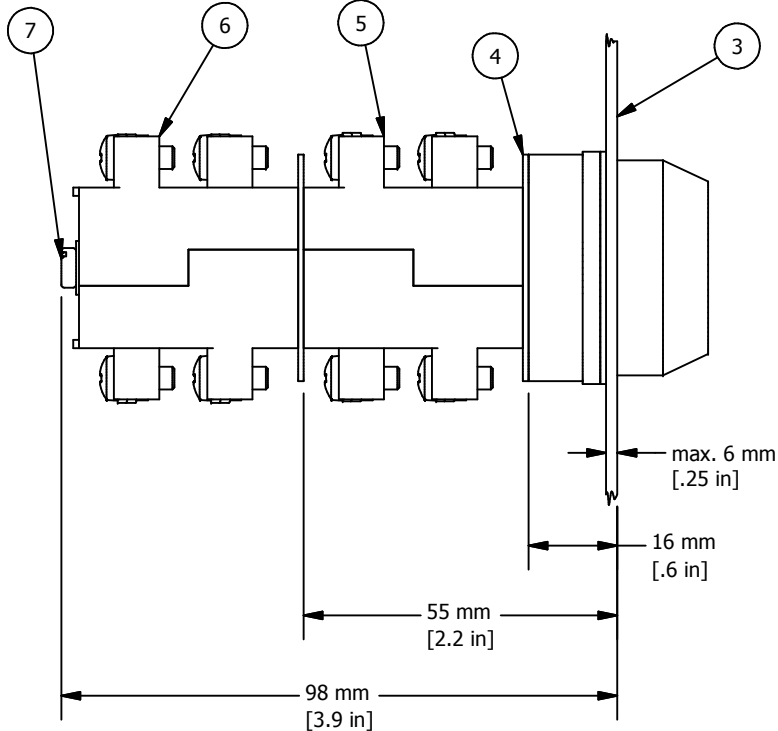



# REVISION FOR DWG # 1PB-ABx

REV	CH.NO.	DESCRIPTION	DATE	REVISED BY
-	-	ORIGINAL DESIGN	11/19/2007	PHILIPP E.



\* = Operator includes 3x ARW1.2 and 1x ARW3.2

\*\* = Switch Contacts include Contact element washer and two SC24 installation screws, if more than two contact blocks are used, additional screws must be purchased seperatly (SC45, SC65 or SC90)

ITEM	DESCRIPTION	CAT. NO.	COLOR	MIN. QTY.	MAX. QTY.
1*	Booted Operator	AB1	White	1	1
		AB2	Black	1	1
		AB3	Green	1	1
		AB4	Red	1	1
		AB6	Blue	1	1
		AB8	Yellow	1	1
2*	Rubber washer	ARW1.2/ARW3.2	Black	1	4
3	Panel	-	-	-	-
4**	Contact Element washer	-	Black	1	2
5**	Switch Contacts	S11	Red	1	2
6**	Switch Contacts	S12	Yellow	1	2
7**	Contact Block Installation Screws	SC25/SC45/SC65/SC90	-	2	2

UNLESS OTHERWISE SPECIFIED:  
 • ALL DIMENSIONS ARE IN MILLIMETERS  
 • THIRD ANGLE PROJECTION

This Drawing is the property of

**Altech Corp.**

35 Royal Road  
 Flemington, NJ 08822-6000  
 (908) 806-9400  
 Fax (908) 806-9490

AND IS A CONFIDENTIAL DISCLOSURE LENT WITHOUT CONSIDERATION OTHER THAN THE BORROWER'S AGREEMENT THAT IT SHALL NOT BE REPRODUCED, COPIED, LENT OR DISPOSED OF DIRECTLY OR INDIRECTLY NOR USED FOR ANY PURPOSE OTHER THAN THAT FOR WHICH IT IS SPECIFICALLY FURNISHED.

TITEL **30 mm Non-Illuminated Booted Momentary Metal Operator ABx (x=color)**

DRAWN BY:  
 Philipp Ernstberger

11/19/2007

DRAWING NO.:  
**1PB-ABx**

REV.:  
 -

CHECKED BY:  
 Laszlo Gyorgypal

11/19/2007

RELEASED BY:  
 Laszlo Gyorgypal

11/19/2007

SCALE: -

SHEET: 1

OF: 1

TOLERANCE  
 XX = ±1 mm  
 XX.X = ±0.5 mm  
 XX.XX = ±0.2 mm  
 ALL = - mm

METRIC