



Not for new design, this product will be obsoleted soon

BFR182T / BFR182TW

Vishay Semiconductors

Silicon NPN Planar RF Transistor

Features

- Low noise figure
- High power gain
- Lead (Pb)-free component
- Component in accordance to RoHS 2002/95/EC and WEEE 2002/96/EC



Applications

For low noise and high gain broadband amplifiers at collector currents from 1 mA to 20 mA.

Mechanical Data

Typ: BFR182T

Case: SOT-23 Plastic case

Weight: approx. 8.0 mg

Marking: RG

Pinning: 1 = Collector, 2 = Base, 3 = Emitter


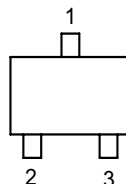

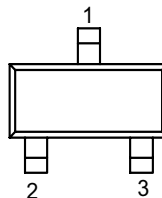
Typ: BFR182TW

Case: SOT-323 Plastic case

Weight: approx. 6.0 mg

Marking: WRG

Pinning: 1 = Collector, 2 = Base, 3 = Emitter



Electrostatic sensitive device.
Observe precautions for handling.

13581

Absolute Maximum Ratings

$T_{amb} = 25\text{ }^{\circ}\text{C}$, unless otherwise specified

Parameter	Test condition	Symbol	Value	Unit
Collector-base voltage		V_{CBO}	15	V
Collector-emitter voltage		V_{CEO}	10	V
Emitter-base voltage		V_{EBO}	2	V
Collector current		I_C	35	mA
Base current		I_B	5	mA
Total power dissipation	$T_{amb} \leq 60\text{ }^{\circ}\text{C}$	P_{tot}	200	mW
Junction temperature		T_j	150	$^{\circ}\text{C}$
Storage temperature range		T_{stg}	- 65 to + 150	$^{\circ}\text{C}$

Maximum Thermal Resistance

Parameter	Test condition	Symbol	Value	Unit
Junction ambient	1)	R_{thJA}	450	K/W

1) on glass fibre printed board (25 x 20 x 1.5) mm³ plated with 35 μm Cu

Electrical DC Characteristics

T_{amb} = 25 °C, unless otherwise specified

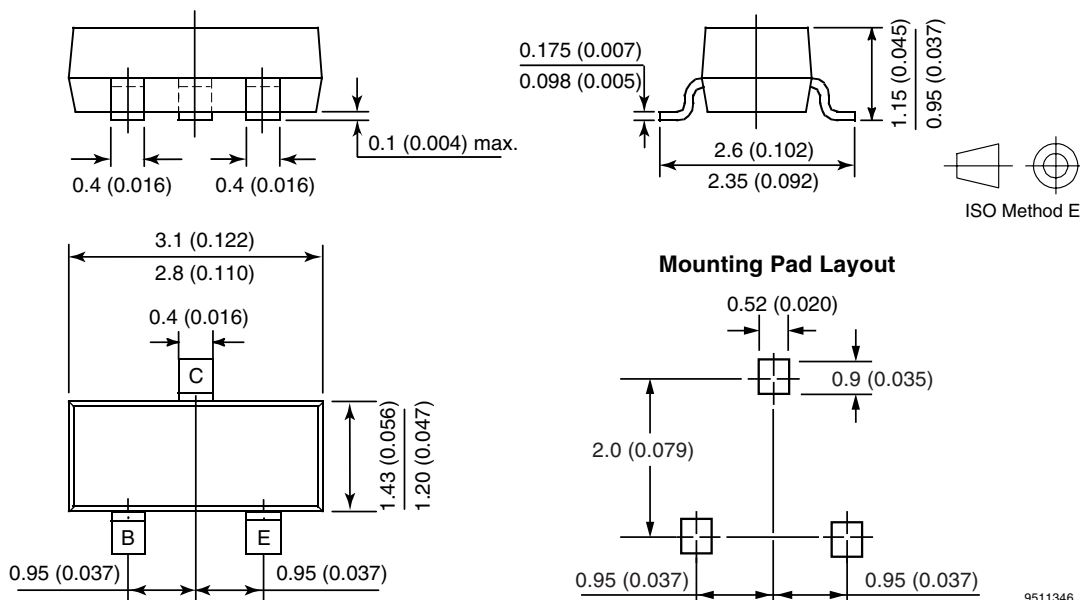
Parameter	Test condition	Symbol	Min	Typ.	Max	Unit
Collector-emitter cut-off current	V _{CE} = 15 V, V _{BE} = 0	I _{CES}			100	μA
Collector-base cut-off current	V _{CB} = 10 V, I _E = 0	I _{CBO}			100	nA
Emitter-base cut-off current	V _{EB} = 1 V, I _C = 0	I _{EBO}			1	μA
Collector-emitter breakdown voltage	I _C = 1 mA, I _B = 0	V _{(BR)CEO}	10			V
Collector-emitter saturation voltage	I _C = 30 mA, I _B = 3 mA	V _{CEsat}		0.1	0.4	V
DC forward current transfer ratio	V _{CE} = 6 V, I _C = 5 mA	h _{FE}	50	90		
	V _{CE} = 8 V, I _C = 20 mA	h _{FE}		100		

Electrical AC Characteristics

$T_{amb} = 25\text{ }^{\circ}\text{C}$, unless otherwise specified

Parameter	Test condition	Symbol	Min	Typ.	Max	Unit
Transition frequency	$V_{CE} = 6\text{ V}, I_C = 5\text{ mA},$ $f = 500\text{ MHz}$	f_T		5.5		GHz
	$V_{CE} = 8\text{ V}, I_C = 20\text{ mA},$ $f = 500\text{ MHz}$	f_T		7.5		GHz
Collector-base capacitance	$V_{CB} = 10\text{ V}, f = 1\text{ MHz}$	C_{cb}		0.3		pF
Collector-emitter capacitance	$V_{CE} = 10\text{ V}, f = 1\text{ MHz}$	C_{ce}		0.2		pF
Emitter-base capacitance	$V_{EB} = 0.5\text{ V}, f = 1\text{ MHz}$	C_{eb}		0.65		pF
Noise figure	$V_{CE} = 6\text{ V}, I_C = 5\text{ mA}, Z_S = Z_{Sopt},$ $f = 900\text{ MHz}$	F		1.5		dB
	$V_{CE} = 6\text{ V}, I_C = 5\text{ mA}, Z_S = Z_{Sopt},$ $f = 1.75\text{ GHz}$	F		2.0		dB
Power gain	$V_{CE} = 8\text{ V}, I_C = 20\text{ mA},$ $Z_S = 50\ \Omega, Z_L = Z_{Lopt},$ $f = 900\text{ MHz}$	G_{pe}		15		dB
	$V_{CE} = 8\text{ V}, I_C = 20\text{ mA},$ $Z_S = 50\ \Omega, Z_L = Z_{Lopt},$ $f = 1.75\text{ GHz}$	G_{pe}		11		dB
Transducer gain	$V_{CE} = 8\text{ V}, I_C = 20\text{ mA},$ $f = 900\text{ MHz}, Z_0 = 50\ \Omega$	$ S_{21e} ^2$		14		dB

Package Dimensions in mm (Inches)

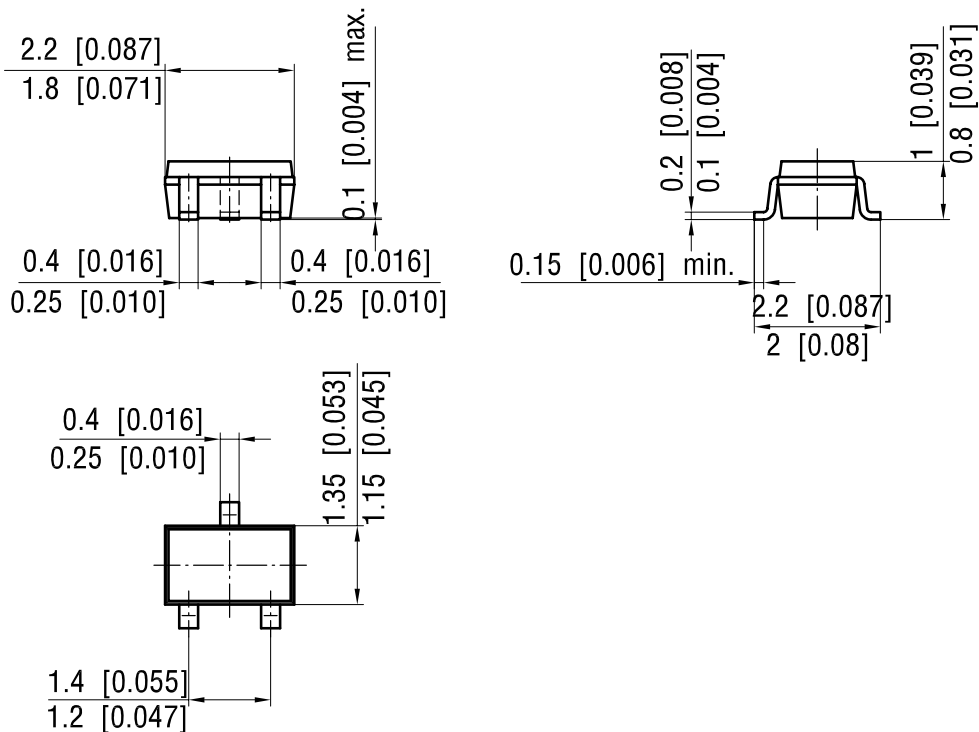


BFR182T / BFR182TW

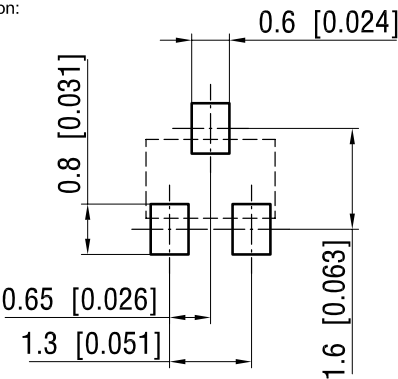
Vishay Semiconductors



Package Dimensions in mm (Inches)



foot print recommendation:



Rev. 4 - Date: 26.January.2005
Document no.:6.541-5040.01-4
96 12236



Ozone Depleting Substances Policy Statement

It is the policy of Vishay Semiconductor GmbH to

1. Meet all present and future national and international statutory requirements.
2. Regularly and continuously improve the performance of our products, processes, distribution and operating systems with respect to their impact on the health and safety of our employees and the public, as well as their impact on the environment.

It is particular concern to control or eliminate releases of those substances into the atmosphere which are known as ozone depleting substances (ODSs).

The Montreal Protocol (1987) and its London Amendments (1990) intend to severely restrict the use of ODSs and forbid their use within the next ten years. Various national and international initiatives are pressing for an earlier ban on these substances.

Vishay Semiconductor GmbH has been able to use its policy of continuous improvements to eliminate the use of ODSs listed in the following documents.

1. Annex A, B and list of transitional substances of the Montreal Protocol and the London Amendments respectively
2. Class I and II ozone depleting substances in the Clean Air Act Amendments of 1990 by the Environmental Protection Agency (EPA) in the USA
3. Council Decision 88/540/EEC and 91/690/EEC Annex A, B and C (transitional substances) respectively.

Vishay Semiconductor GmbH can certify that our semiconductors are not manufactured with ozone depleting substances and do not contain such substances.

We reserve the right to make changes to improve technical design
and may do so without further notice.

Parameters can vary in different applications. All operating parameters must be validated for each customer application by the customer. Should the buyer use Vishay Semiconductors products for any unintended or unauthorized application, the buyer shall indemnify Vishay Semiconductors against all claims, costs, damages, and expenses, arising out of, directly or indirectly, any claim of personal damage, injury or death associated with such unintended or unauthorized use.

Vishay Semiconductor GmbH, P.O.B. 3535, D-74025 Heilbronn, Germany



Disclaimer

All product specifications and data are subject to change without notice.

Vishay Intertechnology, Inc., its affiliates, agents, and employees, and all persons acting on its or their behalf (collectively, "Vishay"), disclaim any and all liability for any errors, inaccuracies or incompleteness contained herein or in any other disclosure relating to any product.

Vishay disclaims any and all liability arising out of the use or application of any product described herein or of any information provided herein to the maximum extent permitted by law. The product specifications do not expand or otherwise modify Vishay's terms and conditions of purchase, including but not limited to the warranty expressed therein, which apply to these products.

No license, express or implied, by estoppel or otherwise, to any intellectual property rights is granted by this document or by any conduct of Vishay.

The products shown herein are not designed for use in medical, life-saving, or life-sustaining applications unless otherwise expressly indicated. Customers using or selling Vishay products not expressly indicated for use in such applications do so entirely at their own risk and agree to fully indemnify Vishay for any damages arising or resulting from such use or sale. Please contact authorized Vishay personnel to obtain written terms and conditions regarding products designed for such applications.

Product names and markings noted herein may be trademarks of their respective owners.