

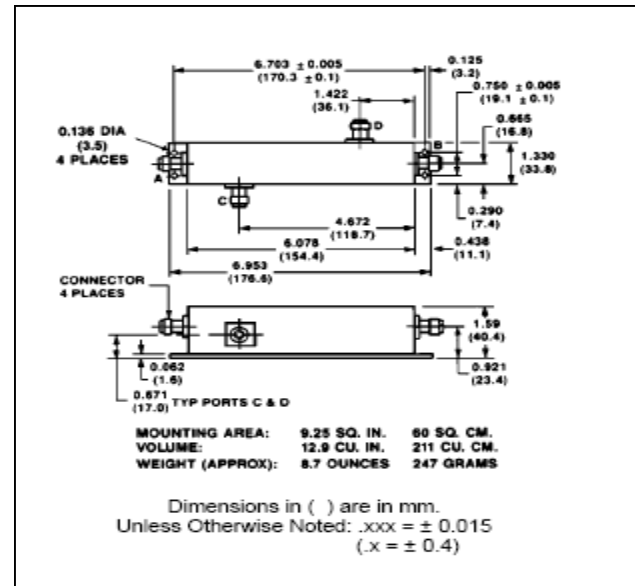
Hybrid Junction, 2 MHz - 2 GHz

Rev. V2

Features

- 0° - 180° Hybrid with 10 Octave Bandwidth
- 30 dB Minimum Isolation
- Low VSWR
- Impedance: 50 Ohms Nom.
- Input Power: 2-20 MHz: 5 W. Max
20-2000 MHz: 25 W. Max
- MIL-STD_883 Screening Available

C-21



Guaranteed Specifications*: From -55°C to +85°C

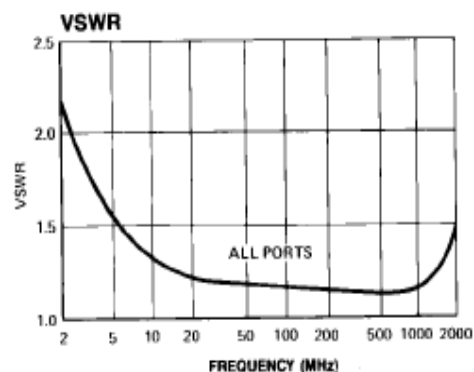
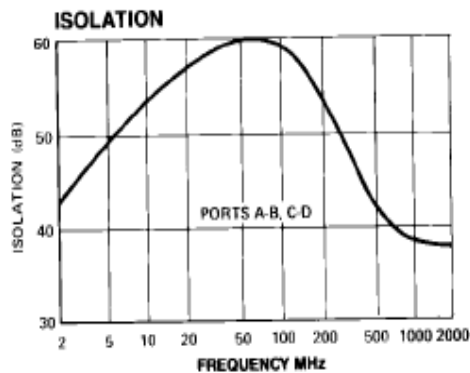
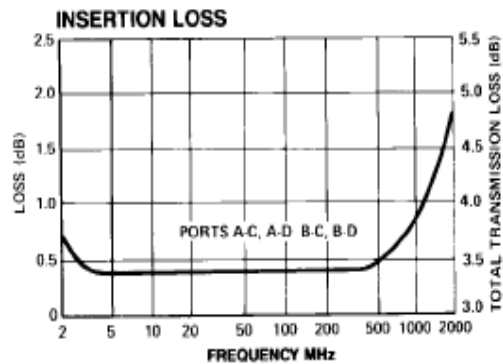
Frequency Range		2-2000 MHz
Insertion Loss (less coupling)	2-5 MHz 5-20 MHz 20-300 MHz 300-1000 MHz 1000-1500 MHz 1500-2000 MHz	1.7 dB Max 1.7 dB Max 0.7 dB Max 1.4 dB Max 2.25 dB Max 2.5 dB Max
Isolation	2-20 MHz 20-300 MHz 300-1000 MHz 1000-2000 MHz	35 dB Min 40 dB Min 30 dB Min 30 dB Min
Amplitude Balance	2-2000 MHz	0.5 dB Max
VSWR	2-5 MHz 5-20 MHz 20-300 MHz 300-1000 MHz 1000-2000 MHz	3.5:1 Max 2.4:1 Max 1.4:1 Max 1.7:1Max 1.7:1Max
Phase Balance	2-300 MHz 300-1000 MHz 1000-2000 MHz	2° Max 3° Max 7° Max

* All specifications apply with 50 Ohm source and load impedance. This product contains elements protected by United States Patent Number 3,325,587.

Hybrid Junction, 2 MHz - 2 GHz

Rev. V2

Typical Performance Curves



Ordering Information

Part Number	Package
H-9 N	Connectorized
H-9 SMA	Connectorized

Functional Diagram

