

## ACTIVE SIGNAL AMPLIFIER Vin&Vout

T55/56/65/66\_D/S



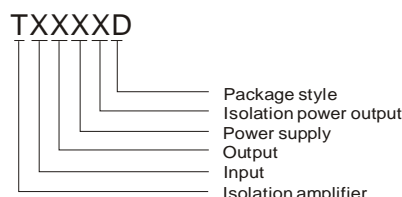
### DESCRIPTION

The series is a high integration, high efficiency polygonal-line active isolation amplifier module, with anterior circuit voltage signal input and posterior voltage signal output. These modules are embed with a high efficiency isolated micro-power source, which can provide a electrics-feed for signal input .In the two-wire three-wire and four-wire circuit applications, our products largely predigest customers' design helpfully improve the using room ratio of PCB .Adopting electromagnetism isolation technology, it is available to keep high accuracy and natural extremely low temperature drift. The isolation voltage among the input, output, power supply and isolated power output can up to 2.5KVDC.

### FEATURES

- Three-port isolation (Among input, output and power supply)
- High accuracy (0.1% F.S.)
- High linearity (0.1% F.S.)
- Isolation voltage(2500VDC/60S)
- High frequency response(15KHz)
- Extremely low temperature(35PPM/°C)
- Industry standard(Operating Temperature Range:-25°C to 71°C)
- High reliability(MTBF>500,000 hours)

### MODEL SELECTION



### MORNSUN Science & Technology co.,Ltd.

Address: 2th floor 6th building, Huangzhou Industrial District, Guangzhou, China  
Tel: 86-20-38601850  
Fax:86-20-38601272  
[Http://www.mornsun-power.com](http://www.mornsun-power.com)

### PRODUCT PROGRAM

Part Number	Power Supply	Input	Output	Isolation Power Output	Channels
T5530D/S	24V	0-10V	0-10V	NONE	1
T5533D/S	24V	0-10V	0-10V	24V	1
T5630D/S	24V	0-10V	0-5V	NONE	1
T6530D/S	24V	0-5V	0-10V	NONE	1
T6630D/S	24V	0-5V	0-5V	NONE	1
T6650D/S	12V	0-5V	0-5V	NONE	1

Note: We could also offer customer design for special input and output.

### ELECTRICAL CHARACTERISTICS

Power Supply Data	Power Supply	(Nominal Power Supply) ±5%
	Power Dissipation	≤2W
	Power Protection	Reverse protection
Isolation Power Output Data	Output Voltage	(Nominal) ±10%
	Output Current	≤25mA
Input Data	Input Signal	See above
	Input Impedance	≥10MΩ
	Overload	≤30V
Output Data	Output Signal	See above
	Load	>1KΩ(At output=max)

### TRANSMISSION CHARACTERISTICS

Offset	0.1%F.S.
Gain Error	0.1%F.S.
Temperature Drift	0.0035%F.S./°C (-25°C to +71°C)

### ISOLATION CHARACTERISTICS

Galvanic Isolation	Three-port isolation (Among input, output and power supply)
Isolation Voltage	2.5KVDC (Tested for 1minute and 1mA max, humidity<70%)
Insulation Resistance	1000MΩ, 500VDC(Among signal input ,signal output and power supply)

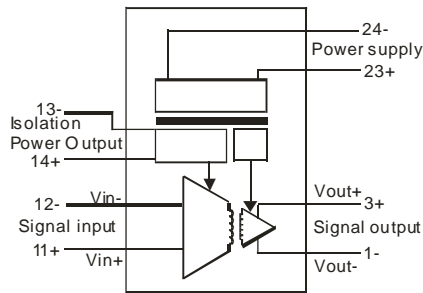
### OTHER CHARACTERISTICS

Ambient temperature	Operation temperature:-25°C to +71°C
	Transport and Storage temperature:-50°C to +105°C
Package	DIP24/SOIC24
Weight	About 10g
The Environment in use	No dusts, gases of fiercely vibration, impulsion or gases that may erode to the components surrounded

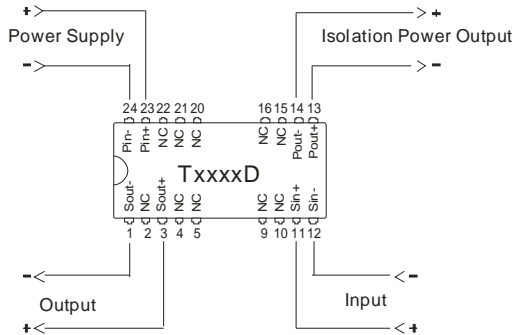
Note:

1. All specifications measured at TA=25°C, humidity<75%, nominal input voltage and rated output load unless otherwise specified.
2. Only typical models listed, specifications of custom product may be different. Please contact our service people directly for certain conditions.

## SCHEMATIC DIAGRAM



## APPLICATION CIRCUIT DIAGRAM



## APPLICATION NOTE

1. Please read instruction book carefully before using the product. If you have any question, please contact with our technical support.
2. Please don't install in the dangerous zone.
3. The power supply is direct voltage. 220V alternating current is forbidden..
4. Don't divide the product privately in case the equipments ineffective or go wrong.

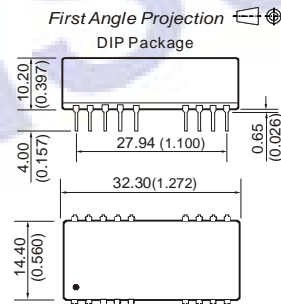
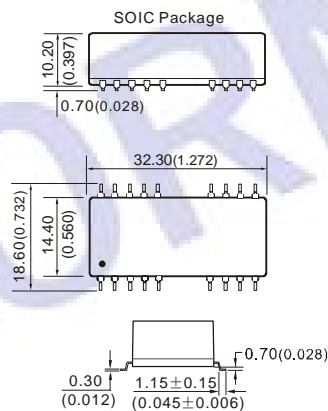
## AFTER SERVICE

1. Products are carefully inspected and controlled before going out from our factory. If they operated abnormally or there were something wrong in the inner parts, please contact with our agents near you or technical support in our company as soon as possible.
2. 3 years warranty since the delivery date. During the period of quality guarantee, our company will repair or change free of charge if product has any quality problem in the process of normally using.

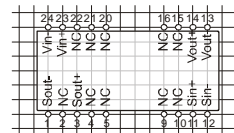
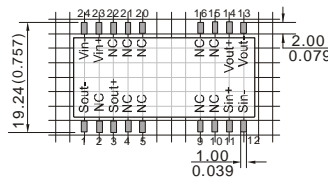
## APPLICATION CIRCUITS

See A GUIDE TO INSTRUMENTATION ISOLATION AMPLIFIERS for more detail.

## PACKAGING SIZE AND TERMINAL DESCRIPTION



RECOMMENDED FOOTPRINT  
Top view, grid: 2.54mm (0.1inch)  
diameter: 1.00mm (0.039inch)



### Pin Connection

PIN	FUNCTION	PIN	FUNCTION
1(Sout-)	Output-	14(Vout+)	Isolation Power Output+
2(Sout+)	Output+	23(Vin+)	Power Supply+
11(Sin+)	Input+	24(Vin-)	Power Supply-
12(Sin-)	Input-	Others	NC
13(Vout-)	Isolation Power Output-		

NC: No Connection

Note:  
Unit: mm (inch)  
Pin section: 0.50\*0.30mm (0.020\*0.012inch)  
Pin tolerances:  $\pm 0.10\text{mm}$  ( $\pm 0.004\text{inch}$ )  
General tolerances:  $\pm 0.25\text{mm}$  ( $\pm 0.010\text{inch}$ )