

Call Progress Tone Decoder for Telephone BU8877/F

● Description

The BU8877 and BU8877F are ICs that detect dial tones from a call progress signal used in the telephone lines. The ICs detect dual signals 350Hz(from 345 to 355Hz)and 440Hz(from 435 to 445Hz).

● Features

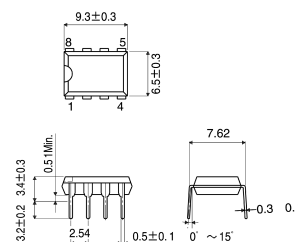
- 1) No malfunction by voice signal
- 2) Dual tone detection (350Hz and 440Hz)
- 3) Wide dynamic range
- 4) 3.58MHz crystal resonator

● Applications

Telephone, Codeless telephone and Facsimile for the U.S.

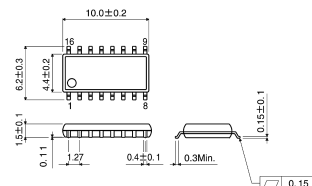
● Dimension(Units:mm)

BU8877



DIP8

BU8877F



SOP16

● Absolute Maximum Ratings (Ta=25°C)

Parameter		Symbol	Limits	Unit
Power supply voltage		V _{CC}	7	V
Power dissipation	DIP8	P _d	800 ^{*1}	mW
	SOP16		300 ^{*2}	
Operating temperature range		T _{opr}	-30 ~ +80	°C
Storage temperature range		T _{stg}	-55 ~ +125	°C

^{*1} Derating:8.0mW/°C for operation above Ta=25°C

^{*2} Derating:3.0mW/°C for operation above Ta=25°C

● Recommended Operating Conditions (Ta=25°C)

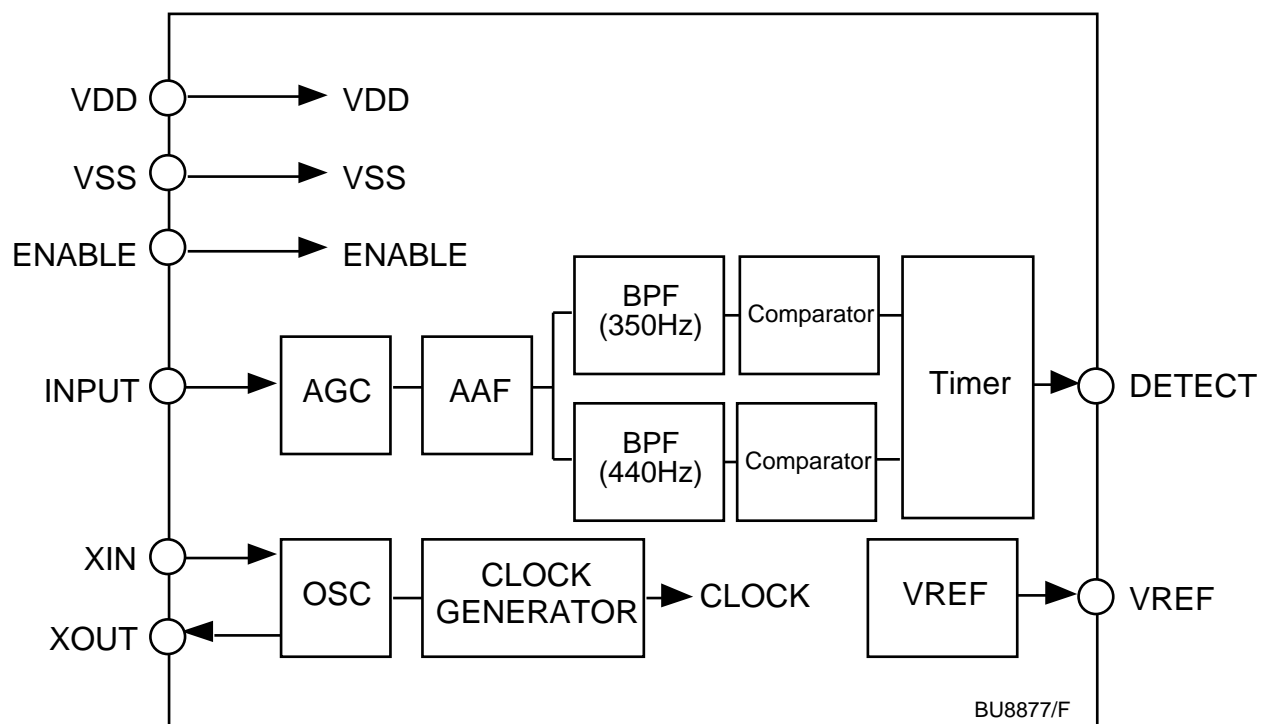
Parameter	Symbol	Min.	Typ.	Max.	Unit
Power supply voltage	V _{DD}	2.85	-	5.25	V

● Electrical characteristics (Unless otherwise noted, Ta=25°C, V_{DD}= 5.0V, Xtal frequency=3.58MHz)

Parameter		Symbol	Min.	Typ.	Max.	Unit	Conditions
Supply current operation 2-1		I _{DD2-1}	-	3.7	5.0	mA	ENABLE="H"(V _{DD} =5.0V)
Minimum input signal level		VRECL	-38	-	-	dBm	Input frequency: Must detect frequency range VRECL, VRECH are proportional to VDD.
Maximum input signal level		VRECH	-	-	2	dBm	
Must not detect signal level		VREJ	-50	-	-	dBm	
Must detect frequency range	350Hz	fV350	345	350	355	Hz	Input signal level: 0dBm
	440Hz	fV440	435	440	445	Hz	
Input Impedance		Z _{in}	-	100	-	k	Input frequency: 100Hz~2000Hz
Call progress tone response time		t _{RES}	28	-	56	ms	
Call pogress tone de-response time		t _{DRES}	28	-	56	ms	
Detect duty ratio		W _{DU}	35	50	65	%	

*Detect Duty Ratio which input signal (350Hz+440Hz) burst at 5Hz (Duty Ratio=50%)

● Block Diagram



Notes

- No technical content pages of this document may be reproduced in any form or transmitted by any means without prior permission of ROHM CO.,LTD.
- The contents described herein are subject to change without notice. The specifications for the product described in this document are for reference only. Upon actual use, therefore, please request that specifications to be separately delivered.
- Application circuit diagrams and circuit constants contained herein are shown as examples of standard use and operation. Please pay careful attention to the peripheral conditions when designing circuits and deciding upon circuit constants in the set.
- Any data, including, but not limited to application circuit diagrams information, described herein are intended only as illustrations of such devices and not as the specifications for such devices. ROHM CO.,LTD. disclaims any warranty that any use of such devices shall be free from infringement of any third party's intellectual property rights or other proprietary rights, and further, assumes no liability of whatsoever nature in the event of any such infringement, or arising from or connected with or related to the use of such devices.
- Upon the sale of any such devices, other than for buyer's right to use such devices itself, resell or otherwise dispose of the same, no express or implied right or license to practice or commercially exploit any intellectual property rights or other proprietary rights owned or controlled by
- ROHM CO., LTD. is granted to any such buyer.
- Products listed in this document use silicon as a basic material.
Products listed in this document are no antiradiation design.

The products listed in this document are designed to be used with ordinary electronic equipment or devices (such as audio visual equipment, office-automation equipment, communications devices, electrical appliances and electronic toys).

Should you intend to use these products with equipment or devices which require an extremely high level of reliability and the malfunction of which would directly endanger human life (such as medical instruments, transportation equipment, aerospace machinery, nuclear-reactor controllers, fuel controllers and other safety devices), please be sure to consult with our sales representative in advance.

About Export Control Order in Japan

Products described herein are the objects of controlled goods in Annex 1 (Item 16) of Export Trade Control Order in Japan.

In case of export from Japan, please confirm if it applies to "objective" criteria or an "informed" (by MITI clause) on the basis of "catch all controls for Non-Proliferation of Weapons of Mass Destruction.