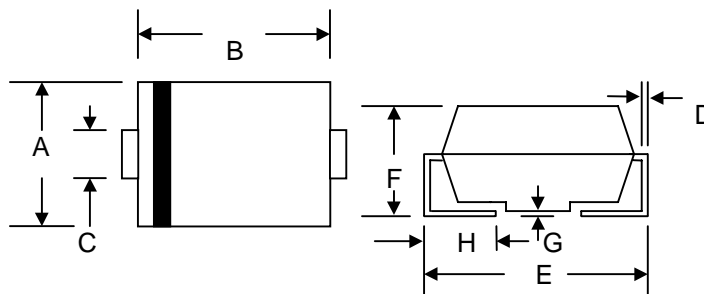


1.0A LOW VF SURFACE MOUNT SCHOTTKY BARRIER RECTIFIER

Features

- Schottky Barrier Chip
- Ideally Suited for Automatic Assembly
- Low Power Loss, High Efficiency
- Surge Overload Rating to 30A Peak
- For Use in Low Voltage Application
- Guard Ring Die Construction
- Plastic Case Material has UL Flammability Classification Rating 94V-O



Mechanical Data

- Case: Low Profile Molded Plastic
- Terminals: Solder Plated, Solderable per MIL-STD-750, Method 2026
- Polarity: Cathode Band or Cathode Notch
- Marking: Type Number
- Weight: 0.064 grams (approx.)

SMA/DO-214AC		
Dim	Min	Max
A	2.50	2.90
B	4.00	4.60
C	1.40	1.60
D	0.152	0.305
E	4.80	5.28
F	2.00	2.44
G	0.051	0.203
H	0.76	1.52
All Dimensions in mm		

Maximum Ratings and Electrical Characteristics @T_A=25°C unless otherwise specified

Characteristic	Symbol	SL12	SL13	SL14	Unit
Peak Repetitive Reverse Voltage Working Peak Reverse Voltage DC Blocking Voltage	V _{RRM} V _{RWM} V _R	20	30	40	V
RMS Reverse Voltage	V _{R(RMS)}	14	21	28	V
Average Rectified Output Current @T _L = 75°C	I _O	1.0			A
Non-Repetitive Peak Forward Surge Current 8.3ms Single half sine-wave superimposed on rated load (JEDEC Method)	I _{FSM}	30			A
Forward Voltage @I _F = 1.0A	V _{FM}	0.38	0.38	0.40	V
Peak Reverse Current @T _A = 25°C At Rated DC Blocking Voltage @T _A = 100°C	I _{RM}	0.5 20			mA
Typical Thermal Resistance Junction to Ambient (Note 1)	R _{θJA}	88			K/W
Operating Temperature Range	T _j	-65 to +125			°C
Storage Temperature Range	T _{STG}	-65 to +150			°C

Note: 1. Mounted on P.C. Board with 5.0mm² (0.13mm thick) copper pad areas

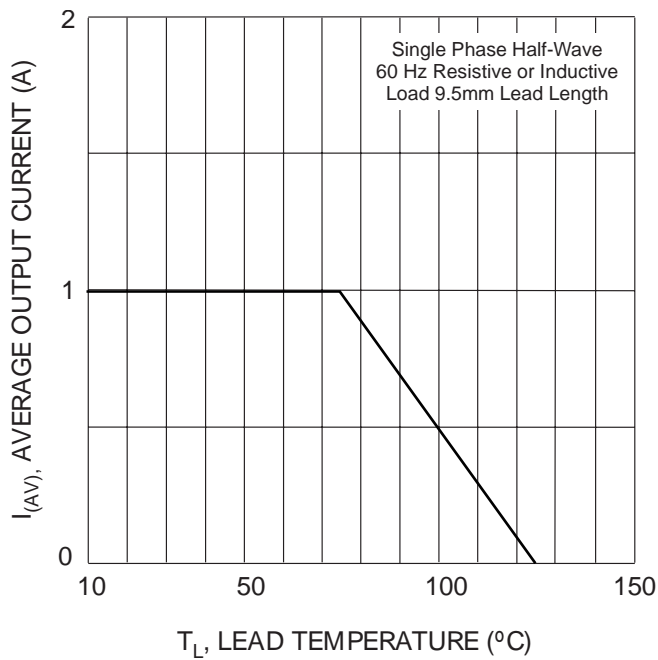


Fig. 1 Forward Current Derating Curve

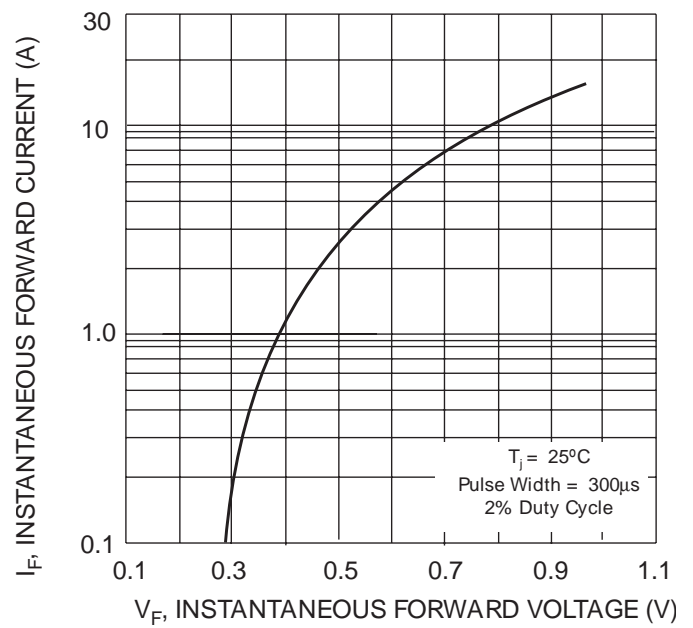


Fig. 2 Typical Forward Voltage Characteristics

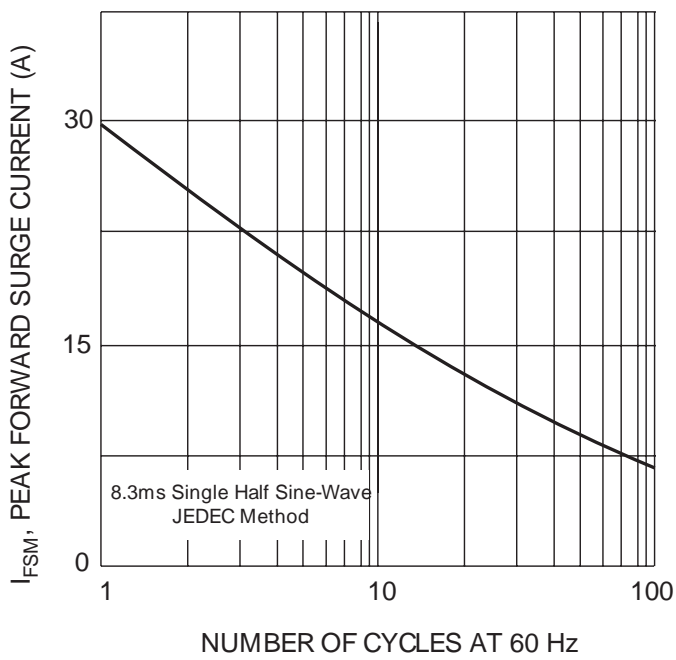


Fig. 3 Peak Forward Surge Current

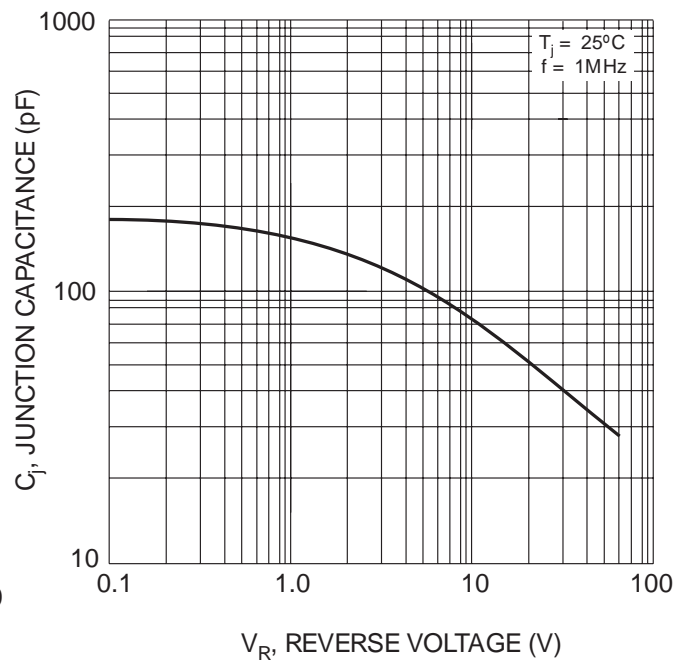


Fig. 4 Typical Junction Capacitance

ORDERING INFORMATION

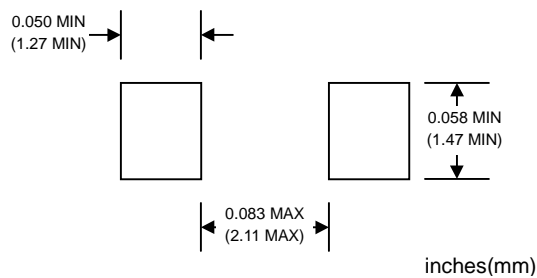
Product No. ♦	Package Type	Shipping Quantity
SL12-T1	SMA	1800/Tape & Reel
SL12-T3	SMA	7500/Tape & Reel
SL13-T1	SMA	1800/Tape & Reel
SL13-T3	SMA	7500/Tape & Reel
SL14-T1	SMA	1800/Tape & Reel
SL14-T3	SMA	7500/Tape & Reel

Products listed in **bold** are WTE **Preferred** devices.

♦T1 suffix refers to a 7" reel. T3 suffix refers to a 13" reel.

Shipping quantity given is for minimum packing quantity only. For minimum order quantity, please consult the Sales Department.

RECOMMENDED FOOTPRINT



Won-Top Electronics Co., Ltd (WTE) has checked all information carefully and believes it to be correct and accurate. However, WTE cannot assume any responsibility for inaccuracies. Furthermore, this information does not give the purchaser of semiconductor devices any license under patent rights to manufacturer. WTE reserves the right to change any or all information herein without further notice.

WARNING: DO NOT USE IN LIFE SUPPORT EQUIPMENT. WTE power semiconductor products are not authorized for use as critical components in life support devices or systems without the express written approval.

Won-Top Electronics Co., Ltd.

No. 44 Yu Kang North 3rd Road, Chine Chen Dist., Kaohsiung, Taiwan

Phone: 886-7-822-5408 or 886-7-822-5410

Fax: 886-7-822-5417

Email: sales@wontop.com

Internet: <http://www.wontop.com>

We power your everyday.