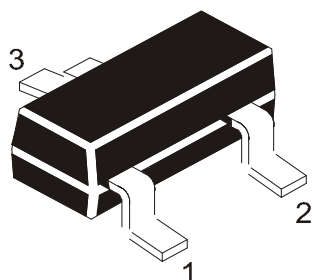


NPN SILICON PLANAR EPITAXIAL TRANSISTOR

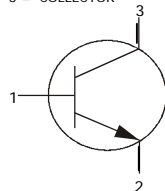
CSD1306 (SAW)

SOT-23
Formed SMD Package



PIN CONFIGURATION (NPN)

1 = BASE
2 = EMITTER
3 = COLLECTOR



Marking
CSD1306E=06

ABSOLUTE MAXIMUM RATINGS

DESCRIPTION	SYMBOL	VALUE	UNITS
Collector Base Voltage	V_{CBO}	30	V
Collector Emitter Voltage	V_{CEO}	15	V
Emitter Base Voltage	V_{EBO}	5	V
Collector Current Continuous	I_C	700	mA
Collector Current Peak	I_{CP}	1	A
Power Dissipation @ $T_a=25^\circ\text{C}$	P_D	200	mW
Operating and Storage Junction Temperature Range	T_j, T_{stg}	- 55 to +150	$^\circ\text{C}$

Electrical Characteristics ($T_a=25^\circ\text{C}$ unless specified otherwise)

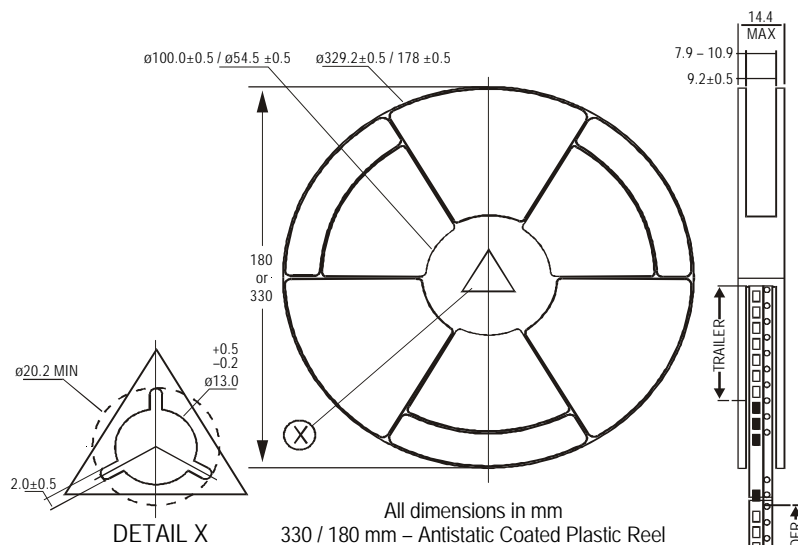
DESCRIPTION	SYMBOL	CONDITIONS	MIN	TYP	MAX	UNIT
Collector Base Voltage	V_{CBO}	$I_C=10\mu\text{A}, I_E=0$	30			V
Collector Emitter Voltage	V_{CEO}	$I_C=10\text{mA}, I_B=0$	15			V
Emitter Base Voltage	V_{EBO}	$I_E=1\mu\text{A}, I_C=0$	5			V
Collector Cut off Current	I_{CBO}	$V_{CB}=20\text{V}, I_E=0$			1.0	μA
Emitter Cut off Current	I_{EBO}	$V_{EB}=5\text{V}, I_C=0$			1.0	μA
Base Emitter On Voltage	$V_{BE(on)}$	$V_{CE}=1\text{V}, I_C=150\text{mA}$			1.0	V
Collector Emitter Saturation Voltage	$V_{CE(sat)}$	$I_C=500\text{mA}, I_B=50\text{mA}$			0.5	V
DC Current Gain	h_{FE}	$V_{CE}=1\text{V}, I_C=150\text{mA}$	250		1200	
Transition Frequency	f_T	$V_{CE}=1\text{V}, I_C=150\text{mA}$		250		MHz
Output Capacitance	C_{ob}	$V_{CB}=10\text{V}, f=1\text{MHz}$			10	pF
Input Capacitance	C_{ib}	$V_{EB}=0.5\text{V}, I_C=0, f=1\text{MHz}$			100	pF

h_{FE} Classification	D : 250 - 500	E : 300 - 800	F : 600 -1200
---	----------------------	----------------------	----------------------

CSD1306ERev_3 300103E

SOT-23 Package Reel Information

Reel Specifications for W Packing (13") and 7"



NOTES:		8mm Tape Size of Reel	8mm Tape Size of Reel
No. of Devices		330 mm (13") 10,000 Pcs	180 mm (7") 3,000 Pcs
1.	The bandolier of 330 mm reel contains at least 10,000 devices.		
2.	The bandolier of 180 mm reel contains at least 3,000 devices.		
3.	No more than 0.5% missing devices / reel. 50 empty compartments for 330 mm reel. 15 empty compartments for 180 mm reel.		
4.	Three consecutive empty places might be found provided this gap is followed by 6 consecutive devices.		
5.	The carrier tape (leader) starts with at least 75 empty positions (equivalent to 330 mm). In order to fix the carrier tape a self adhesive tape of 20 to 50 mm is applied. At the end of the bandolier at least 40 empty positions (equivalent to 160 mm) are there.		

[illegible]

Packing Detail

PACKAGE	STANDARD PACK		INNER CARTON BOX		OUTER CARTON BOX		
	Details	Net Weight/Qty	Size	Qty	Size	Qty	Gr Wt
SOT-23 T&R	3K/feel	136 gm/3K pcs	3" x 7.5" x 7.5"	12 K	17" x 15" x 13.5"	192 K	12 kgs
			9" x 9" x 9"	51 K	19" x 19" x 19"	408 K	28 kgs
	10K/feel	415 gm/10K pcs	13" x 13" x 0.5"	10 K	17" x 15" x 13.5"	300 K	16 kgs

Disclaimer

The product information and the selection guides facilitate selection of the CDIL's Discrete Semiconductor Device(s) best suited for application in your product(s) as per your requirement. It is recommended that you completely review our Data Sheet(s) so as to confirm that the Device(s) meet functionality parameters for your application. The information furnished in the Data Sheet and on the CDIL Web Site/CD are believed to be accurate and reliable. CDIL however, does not assume responsibility for inaccuracies or incomplete information. Furthermore, CDIL does not assume liability whatsoever, arising out of the application or use of any CDIL product; neither does it convey any license under its patent rights nor rights of others. These products are not designed for use in life saving/support appliances or systems. CDIL customers selling these products (either as individual Discrete Semiconductor Devices or incorporated in their end products), in any life saving/support appliances or systems or applications do so at their own risk and CDIL will not be responsible for any damages resulting from such sale(s).

CDIL strives for continuous improvement and reserves the right to change the specifications of its products without prior notice.



CDIL is a registered Trademark of
Continental Device India Limited

C-120 Naraina Industrial Area, New Delhi 110 028, India.
Telephone + 91-11-2579 6150 Fax + 91-11-2579 9569, 2579 5290
e-mail sales@cdil.com www.cdil.com, www.cdilsemi.com