

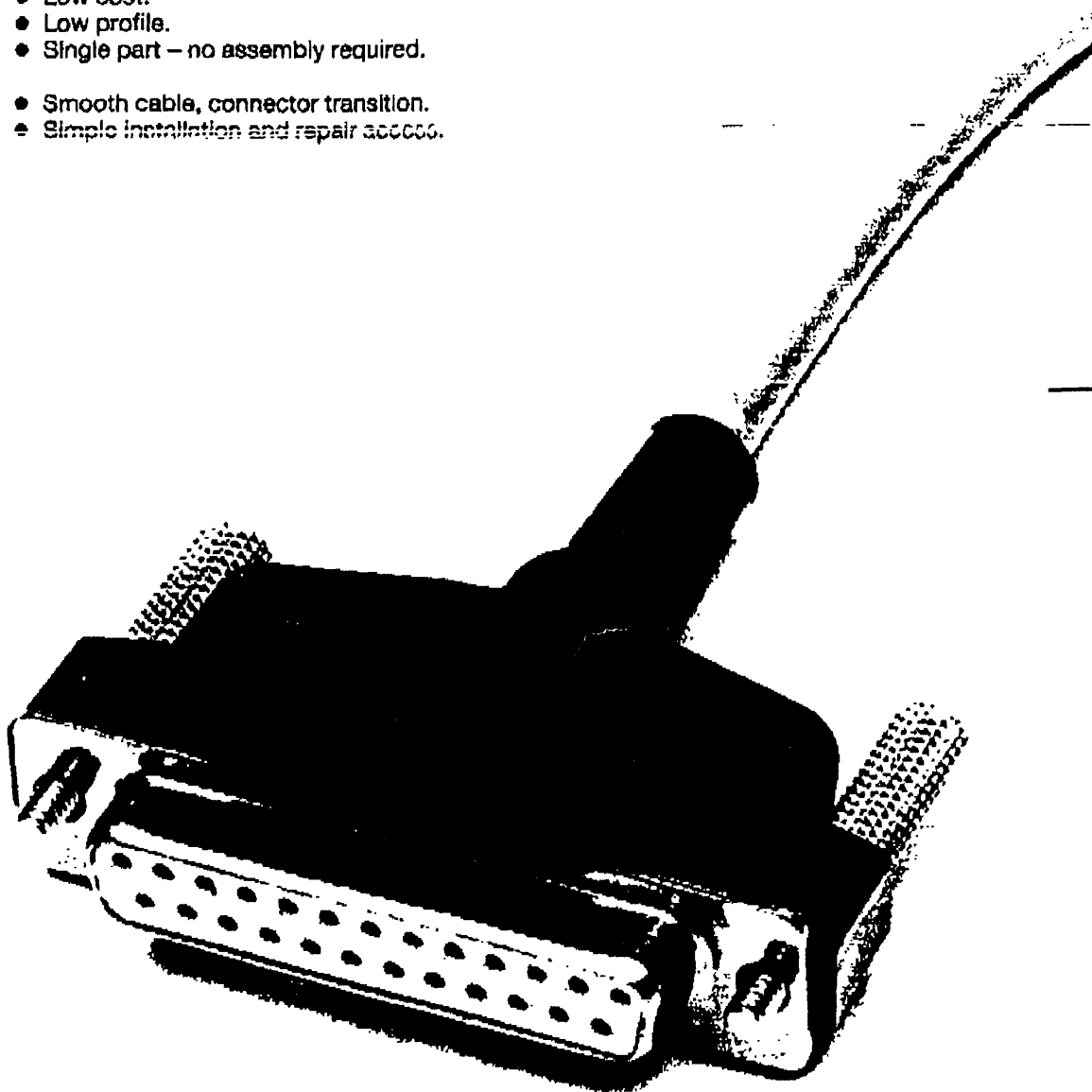
Raychem

135 008 - 4

202-P-

Boots for "D" SUB connectors

- Low cost.
- Low profile.
- Single part - no assembly required.
- Smooth cable, connector transition.
- Simple installation and repair access.



The new Raychem D-subminiature boot has been especially designed to provide a low profile, aesthetically pleasing solution for connector cable interfaces.

Supplied as a single part, this boot snaps onto the back of the connector and has captive jack screws for secure installation. No more searching for lost screws or elusive screwdrivers.

A high level of strain relief is achieved by installing a collar onto the cable which locks into the shoulder of the boot when the cable is tensioned.

This method of strain relief allows very quick and simple removal of the boot by sliding back along the cable enabling access to the connector pins - no tools are required.

The boot is supplied either with a heat-shrinkable outlet to accommodate a large range of cable diameters or with an outlet expanded to the cable diameter required.

This boot is supplied in black, although for large volumes other colours are available. There is also a facility for positioning company logos on the boot but this should be discussed with your local representative.

Material tested to UL 94 V2.

- Material: tested to UL 94 V2.
- Jack screws: galvanised steel (other coatings available upon request).
- Strain relief: provided by heat recoverable adhesive coated ring.
- Standard colour: black (other colours available upon request).

The boot can be supplied either with a heat shrinkable cable outlet which will accept cable of 5 mm to 11 mm diameter - E version
or with the cable outlet expanded to the required cable diameter - D version

The D version does not require shrinking onto the cable and the boot is removable.

For the E version the recommended heating tool is a Raychem CV 5302 (800 W) or CV 1981 (1,400 W – Industrial purpose) fitted with a 202-P-ADP1 adaptor.

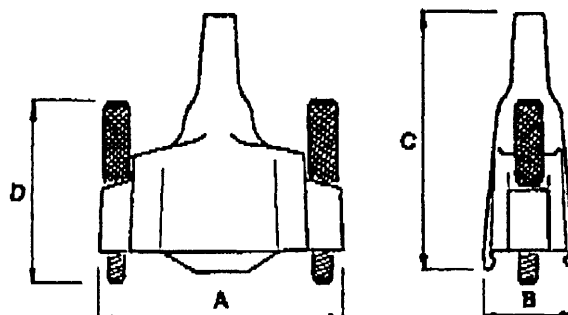
	Standard pack	--- --	Minimum order quantity
E version	100 pieces		100 pieces
D version	1,000 pieces		1,000 pieces

202-P-09 - U / E or D (2)
 Special expansion
 Heat shrinkable outlet
 Unscreened
 Connector size: 9, 15, 25 and 37
 Product group description

(2) D: Please specify diameter of cable, supplied diameter of cable outlet will be $D \pm \frac{0.4}{0.1}$
Where D is the cable diameter.

Dimensions	A	B	C	D
9 ways	30.5	14.7	36	30.2
15 ways	38.8	14.7	44	35.2
25 ways	53.6	14.7	49	35.2
37 ways	69	14.7	55	35.2

After maximum shrinkage.



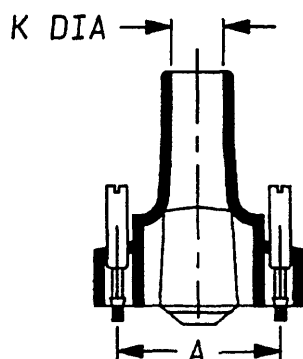
Information given herein, including drawings, illustrations and schematics which are intended for illustration purposes only, is believed to be reliable. However, Raychem makes no warranties as to accuracy or completeness and disclaims any liability in connection with its use. Raychem's obligations shall be only as set forth in Raychem's standard terms and conditions of sale for this product and in no case will Raychem be liable for any incidental, indirect or consequential damages arising out of the sale, resale, use or misuse of the product. Users of Raychem products should use their own evaluation to determine the suitability of each such product for the specific application.

Ray's Jam Limited
Tray Road
Wn
st. don (Wilts)
Tel. 0793 28171
Fax 440408

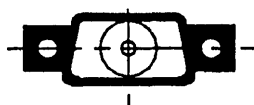

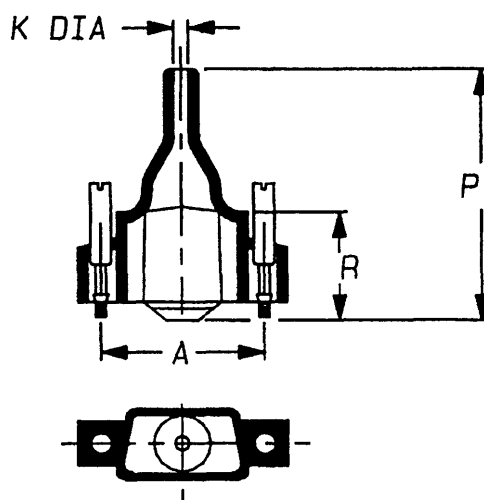
APC 2 - Janvier 1988 - AXIOM Graphic (1) 34 64 64 15

a) Part as supplied.

202-P-**



b) Part after unrestricted recovery.



Dimensions (in millimetres).

	K	K	A	J	P	R	W
PART SIZE	MIN	MAX	10±%	±10%	±10%	±10%	±20%
	a	b	b	b	b	b	b
202-P-09	9.0	3.8	25.3	12	43	22	1.5
202-P-15	10.5	3.8	33.6	12	44	23	1.5
202-P-25	12.0	5.1	47.6	12	49	25	1.5
202-P-37	12.0	5.6	64.0	12	55	25	1.5

For ordering information see over.

Copyright (!)

Urheberrechte

The copyright in this drawing is the property of Raychem Ltd. The drawing is issued on condition that it is not copied, reproduced or disclosed to a third party, either in whole or in part without the prior written consent of Raychem Ltd.

Drawn A.LILLEY. Checked V.L. Issue 5 Date February 1998

Conforms to ISO Recommendations
3rd Angle Projection
Not to Scale

Approval
Design

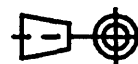
PL

MKTG.

BL

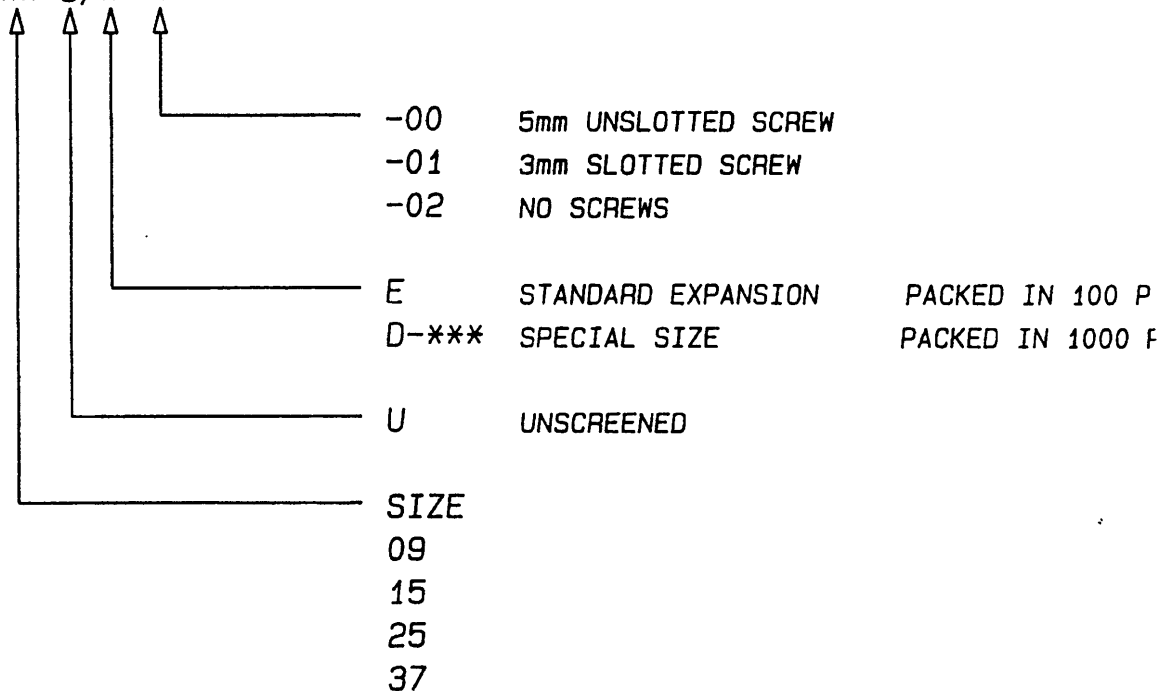
Q.A.

me



ORDERING INFORMATION

202-P-**-U/*-**-



AS SUPPLIED DIMENSIONS ARE FOR UNCOATED PARTS,
WHEN COATING IS ADDED, ENTRY DIAMETERS WILL REDUCE BY 1.5mm MAX.

Raychem
Electronics OEM Division Europe
 Swindon, Wiltshire, England.
 Telephone: (0793) 528171 Fax: 573823