

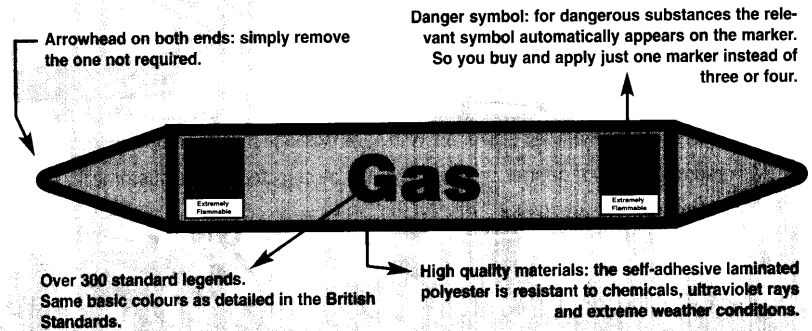
For price information,  
see enclosed pricelist







# Pipe Marking

## Individual markers with die cut arrowheads


Available in three sizes. Danger and hazard symbols, if relevant and necessary, are automatically printed either side of the text. This saves you having to identify the appropriate symbol. Markers are printed with a contrasting border in the same colour as the text for improved visibility.




Format	Size (mm)	Letter height (mm)	Presentation
	26 x 200	12.5	Card (3 markers/card)
	37 x 284	20	Card (3 markers/card)
	52 x 402	25	Card (2 markers/card)



## Rollform pipe markers for identifying pipes under 70 mm in diameter

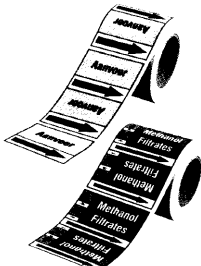
Format	Size (mm x m)	Markers/roll
	100 x 33 (no danger symbols)	471
	127 x 33 (danger symbols included)	471

The design and layout of Brady's rollform markers ensure maximum visibility from all sides. Not only is readability improved by printing the legends in different directions, but also by the different formats available. With a roll length of 33 metres, these rollform pipe markers are produced in two formats: one for pipes under 70 mm in diameter, and another for pipes over 70 mm in diameter. Both formats come in two widths. For markers without symbols the roll width is 100 mm; with symbols the roll width is 127 mm.



**i** Overlap the ends of your rollform pipe markers for even better adhesion

## Rollform pipe markers for identifying pipes over 70 mm in diameter

Format	Size (mm x m)	Markers/roll
	100 x 33 (no danger symbols)	212
	127 x 33 (danger symbols included)	212