


**PC Board Mountable Pressure Sensor**  
**0-100 mV Output**  
**Gage and Absolute Pressure**  
**Temperature Compensated**

- ▶ Medical Instrumentation
- ▶ HVAC
- ▶ Process Control
- ▶ Vacuum Measurement
- ▶ Air Flow Management



## DESCRIPTION

The Models 42 and 43 are temperature compensated, piezoresistive silicon pressure sensors packaged in TO-8 configurations. They provide excellent performance and long-term stability.

Gage and absolute pressure ranges from 0-2 PSI to 0-250 PSI are available. Integral temperature compensation is provided over a range of 0-50°C using laser-trimmed resistors. An additional laser-trimmed resistor is included in the Model 43 to normalize pressure sensitivity variations by programming the gain of an external differential amplifier. This provides sensitivity interchangeability of  $\pm 1\%$ .

Please refer to the low pressure section for information on products with operating pressures less than 0-2 PSI. An uncompensated sensor (Model 40) is also available. For sensors in a dual-in-line package please refer to the Models 1210 and 1220. Please contact the factory for additional information.

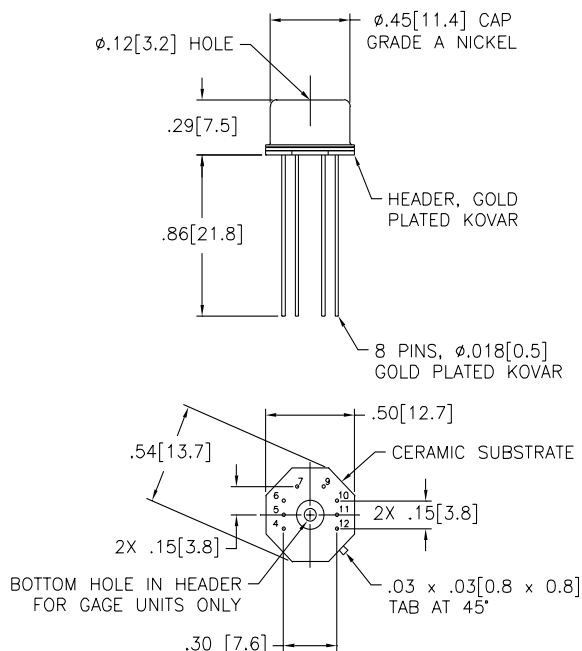
## FEATURES

- ▶ TO-8 Package
- ▶  $\pm 0.1\%$  Non-linearity
- ▶  $\pm 0.5\%$  Temperature Performance
- ▶ Solid State Reliability
- ▶ Low Power

## STANDARD RANGES

Range	psig	psia
0 to 2	●	
0 to 5	●	
0 to 10	●	●
0 to 15	●	●
0 to 30	●	●
0 to 50	●	
0 to 100	●	
0 to 250	●	

## DIMENSIONS



DIMENSIONS ARE IN INCHES [mm]

PERFORMANCE SPECIFICATIONS

Supply Current: 1.5mA  
Ambient Temperature: 25°C (Unless otherwise specified)

PARAMETERS	MIN	TYP	MAX	UNITS	NOTES
Full Scale Output Span	75	100	150	mV	
Full Scale Output Span (2 psi version)	30		60	mV	
Zero Pressure Output			2	±mV	
Pressure Non-linearity		0.05	0.10	±% Span	1
Pressure Hysteresis		0.01	0.05	±% Span	
Input & Output Resistance	2500	4400	6000	Ω	
Temperature Error – Span		0.3	0.5	±% Span	2
Temperature Error – Zero		0.1	0.5	±% Span	2
Thermal Hysteresis – Span		0.1		±% Span	2
Thermal Hysteresis – Zero		0.1		±% Span	2
Supply Current		1.5	2.0	mA	3
Response Time		1.0		msec	4
Output Noise		1.0		μV p-p	5
Output Load Resistance	2			MΩ	
Insulation Resistance (50 VDC)	50			MΩ	6
Pressure Overload			3X	Rated	7
Operating Temperature	-40°C to +125°C				
Storage Temperature	-50°C to +150°C				
Acceleration	50g Max				
Shock	1000g Peak for 0.5 mS				
Vibration	20g Peak at 10 to 2000 Hz				
Media	Non-Corrosive Gases				8
Weight	3 Grams				

- Notes
1. Best Fit Straight Line.

2. Temperature range 0-50°C in reference to 25°C.

3. Guarantees input/output ratiometricity.

4. For a zero-to-full scale pressure step change.

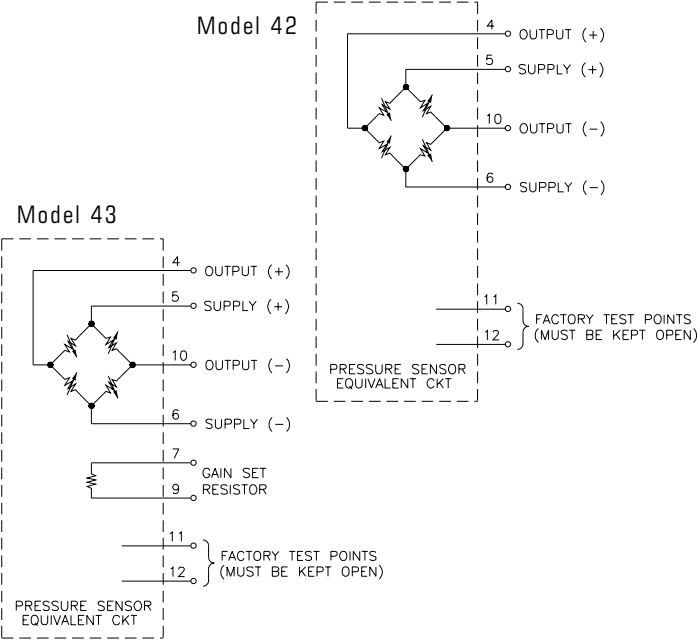
5. 10 Hz to 1 kHz.

6. Between case and sensing element.

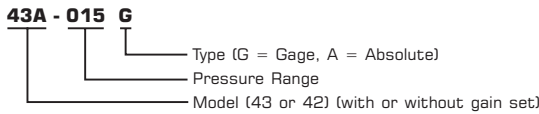
7. 3X not to exceed 500 psi on ranges: 0-10 psi to 0-250 psi; 20 psi for 2 psi and 5 psi versions.

8. For Top Entry versions, wetted materials are silicon, aluminum, gold, RTV, glass, and nickel. For Bottom Entry versions, wetted materials are silicon, RTV, gold, and glass.

CONNECTIONS



ORDERING INFORMATION



APPLICATION SCHEMATIC

