

Miniature on-delay, plug-in timer.
Different models with a range of settings between 0.1 sec and 6 hours

- Four-pole changeover contacts rated at 3A @ 240VAC
- AC and DC supply versions
- Indications for time range, time up and power on
- Pin-out compatible with industry standard, 4-pole plug-in relays
- Sockets available for panel, surface, rail or printed-circuit board mounting
- Approved by standards:
 UL (file no. E44592),
 CSA (file no. LR60859)



Options and ordering codes

T	Y	4	1	2	V	D	C	1	s	e	c
Supply voltage								Timing range			
12VDC								1 sec			
24VDC								5 sec			
24VAC								10 sec			
110VAC								30 sec			
230-240VAC								60 sec			
								3 min			
								10 min			
								30 min			
								60 min			
								6 hour			

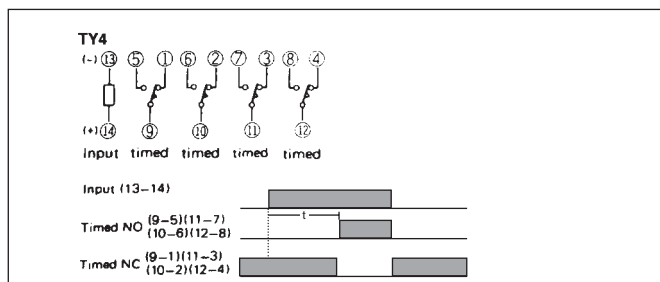
Specifications

Timing range	Time setting range
1 sec	0.1 to 1 sec
5 sec	0.4 to 5 sec
10 sec	1 to 10 sec
30 sec	2 to 30 sec
60 sec	4 to 60 sec

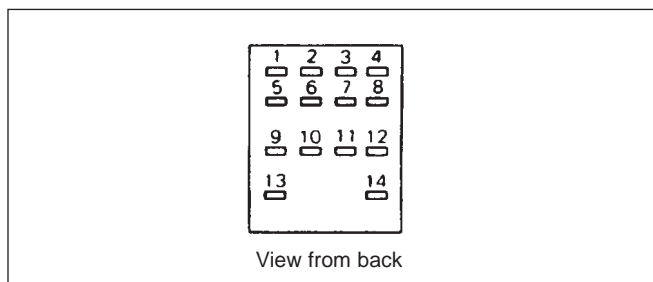
Timing range	Time setting range
3 min	0.25 to 3 min
10 min	1 to 10 min
30 min	2 to 30 min
60 min	4 to 60 min
6 hour	0.5 to 6 hours

Repeat accuracy	±0.1% at max. setting time
Reset time	0.1 sec or less
Max. switching frequency	1800 times/hour
Allowable ambient temperature	-10°C to +50°C
Mechanical life	50 million operations
Electrical life	800,000 operations at 1A 240VAC
Allowable operating voltage range	0.85 to 1.1 times input voltage (230-240VAC type, 0.89 to 1.1 times input voltage range)
Contact ratings	3A at 240VAC resistive load
Power consumption	1.9VA at 110VAC, 2.1VA at 240VAC, 1.1W at 24VDC
Supply frequency AC types	50/60Hz
Dielectric strength	2000VAC rms. 1 min. between current carrying part and non current carrying part
	1500VAC rms. 1 min. between output contacts and control circuit
	1000VAC rms. 1 min. between open contacts
Insulation Resistance	100 MΩ or more at 500VDC megger
Vibration	Mechanical durability: 16.7Hz, 4mm double amplitude
	Malfunction durability: 10 to 55Hz, 0.5mm double amplitude
Shock	Mechanical durability: 1000m/S ² (Approx. 100G)
	Malfunction durability: 50m/S ² (Approx. 5G)

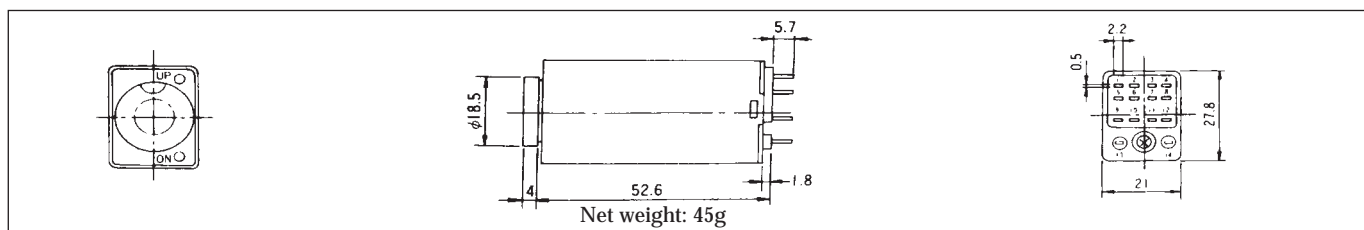
Wiring and timing diagrams



Terminal arrangement

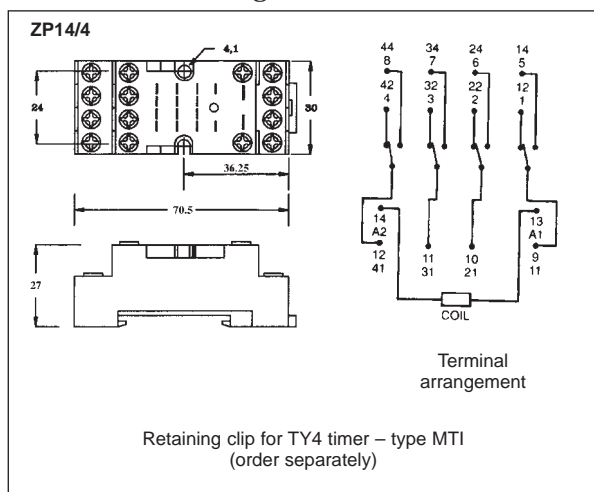


Dimensions (mm)

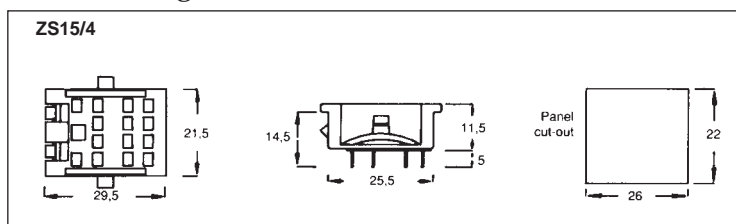


Sockets

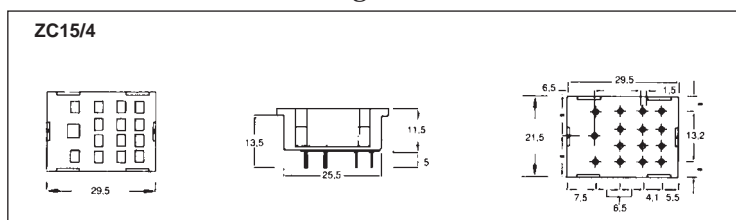
Surface/rail mounting



Panel mounting (solder connection)



Printed circuit board mounting



Surface/rail mounting

