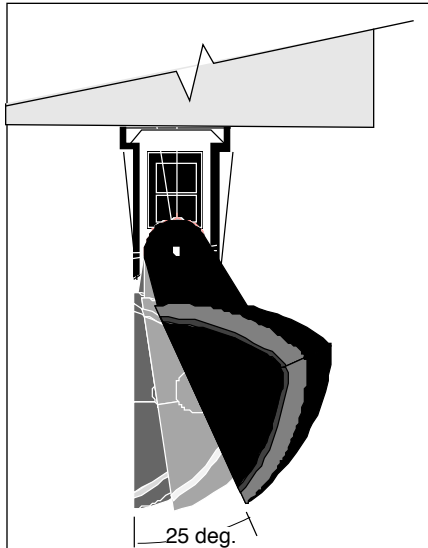
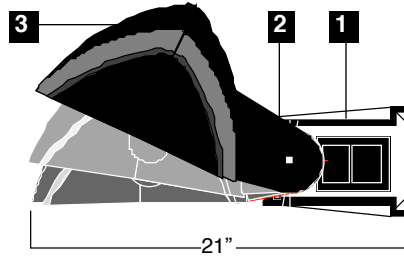


Python may be installed in various positions



Ceiling mount adjustable wall washer

Wall mount adjustable up light



Wall mount adjustable down light

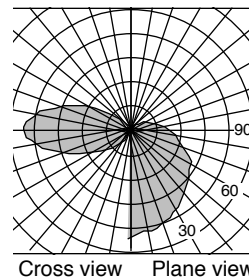
All exposed cast aluminum components are made of non corrosive pure aluminum copper free (Aluminum is less than .1% copper content.#356 alloy.)

Finish: All polyester powder baked coatings preceded with a 5 baths preparation process. Meets military grade MIL-C781706 with a 2000 hours salt spray test.

- Pulse rated medium base porcelain socket.
- 75W/600V thermoplastic compact fluorescent socket.
- One-piece molded silicone gasket with memory retention.
- High power factor CWA ballast.
- Or 98% P.F.electronic smart ballast with end of life detection for compact fluorescent.
- All stainless steel hardware.
- All Moving and removable parts are sealed with a memory retention silicone gasket.

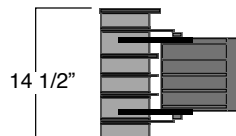
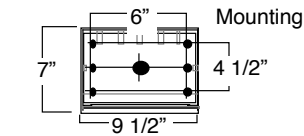
- 1- Cast aluminum ballast housing.
- 2- Set of two cast aluminum support plates.
- 3- One piece cast aluminum luminaire housing.
- 4- Specular aluminum reflector.
- 5- Heavy tempered clear glass lens.
- 6- Selection of light control accessories. (See options.)

Photometry



Cross view Plane view

Separate updated technical specification sheets with related models and light sources with I.E.S formatted photometry are available on www.luminis.com.



Certification

UL. Damp Location.


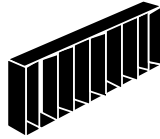
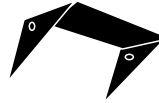
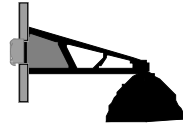

Mounting

Max. weight: 32 lbs. Installation: Mounts over a standard 4" octagonal electrical box with 3 1/2" c/c mounting holes.

For options details and specifications, please refer to page 85

Model#	Light source selection	Voltage	Finish	Options
<input type="checkbox"/> W1050 	MH <input type="checkbox"/> M100 (ED17) <input type="checkbox"/> M150 (ED17) <input type="checkbox"/> M175 (ED17) <input type="checkbox"/> M250 (ED18) <input type="checkbox"/> M400 (ED18)	120 V Standard factory prewired (If no voltage is specified) For other voltages, please specify with catalog number.	(Refer to color chart) Standard selection <input type="checkbox"/> WHT: Snow white <input type="checkbox"/> BKT: Jet black <input type="checkbox"/> BZT: Bronze <input type="checkbox"/> GRT: Titanium gray <input type="checkbox"/> DGT: Gun metal <input type="checkbox"/> CHT: Champagne <input type="checkbox"/> MST: Matte silver <input type="checkbox"/> GNT: Forest green Optional colors <input type="checkbox"/> CS: Custom color <input type="checkbox"/> RAL: RAL# color	<input type="checkbox"/> FS: Fuse <input type="checkbox"/> QRS: Quartz restrike standby relay. <input type="checkbox"/> QS: Quartz lamp socket for external emergency power.
	HPS <input type="checkbox"/> H100 (ED17) <input type="checkbox"/> H150 (ED17) <input type="checkbox"/> H250 (ED18) <input type="checkbox"/> H400 (ED18)	H.I.D. <input type="checkbox"/> 208 V <input type="checkbox"/> 240 V <input type="checkbox"/> 277 V <input type="checkbox"/> 347 V		
	ED17: Med. Base ED18: Mog. Base (Lamps by others)	COMP. FLUO. Smart ballast 120/277 <input type="checkbox"/> 347 V (To specify)		

Luminaries may be altered for design improvements or discontinued without prior notice.

Adjustable visorOption: **VS15D**Adjustable double visor
(Factory installed)**Adjustable visor**Option: **LV15**Parallel blades louver.
(Factory installed)**Adjustable visor**Option: **VS15S**Adjustable single visor
(Factory installed)**Down light position**Option: **VS15S**Factory assembled
for down position**Light shield**Option: **SH15**

Brightness control light shield.

Suspension safety cableOption: **STC**Additional safety
cable, extended
12" beyond
canopy**In line fuse**Option: **FS**In line protection fuse,
Factory installed with
luminaire.**Quartz lamp restrrike**Option: **QRS**Quartz restrrike
standby lamp kit
max.100w DC
bayonet type**Emergency line quartz lamp**Option: **QS**Quartz lamp socket for
separate emergency
line. Max.100w DC
bayonet type**General notes:**Please specify selected option as a suffix to the specified model number. ex: W1000-M250-WHT-**SH15**

Each model is provided with a listing of compatible options. Some options may not be compatible when used in the same luminaire. This information is indicated when it is applicable.

Luminaires may be altered for design improvements or discontinued without prior notice.

LUMINIS [USA] - 3555 NW 53rd Court, Fort Lauderdale, FL.33309
LUMINIS [Canada] - 87 C Brunswick D.D.O. Q.C. Canada H9B 2J5

Tel: 954 .717 .4155 Fax: 954 . 717.4157
 Toll free: 888 .401 .6999

Web: www.luminis.com
 Sept. 2006 Rev. Feb.2007