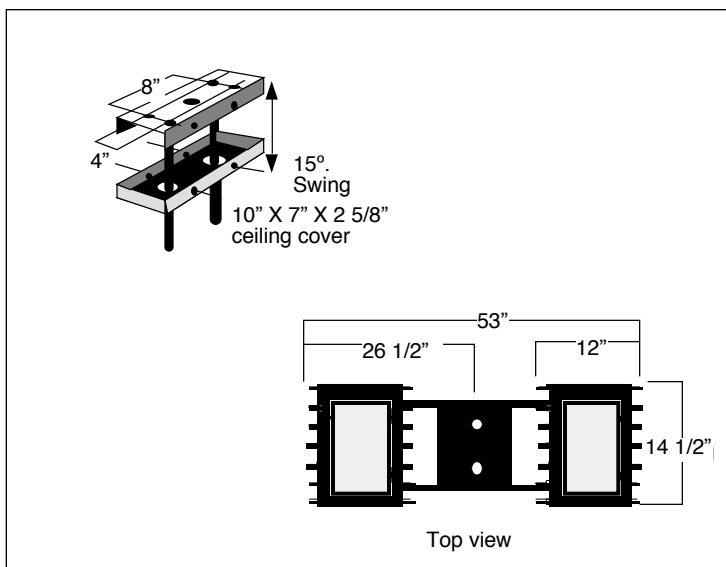


All exposed cast aluminum components are made of non corrosive pure aluminum copper free (Aluminum is less than .1% copper content.#356 alloy.)

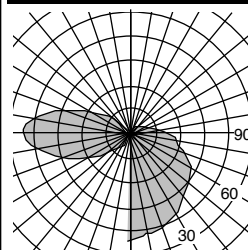
Finish: All polyester powder baked coatings preceded with a 5 baths preparation process. Meets military grade MIL-C781706 with a 2000 hours salt spray test.

- Pulse rated medium base porcelain socket.
- 75W/600V thermoplastic compact fluorescent socket.
- One-piece molded silicone gasket with memory retention.
- High power factor CWA ballast.
- Or 98% P.F.electronic smart ballast with end of life detection for compact fluorescent.
- All stainless steel hardware.
- All Moving and removable parts are sealed with a memory retention silicone gasket.



- 1- Cast aluminum ballast housing.
- 2- Set of two cast aluminum structural arms.
- 3- One piece cast aluminum luminaire housing.
- 4- Specular aluminum reflector.
- 5- Cast aluminum sealed lens frame.
- 6- Heavy tempered clear glass.
- 7- Selection of light control accessories. (See options.)

Photometry



Cross view Plane view

Separate updated technical specification sheets with related models and light sources with I.E.S formatted photometry are available on www.luminis.com.

Certification

UL. Wet Location.

Mounting

Max. weight: 71 lbs
Installation: Mounts over a standard 4"octagonal electrical box with 3 1/2" c/c mounting holes.
Additional holes are provided for separate mounting to ceiling.

For options details and specifications, please refer to page 85


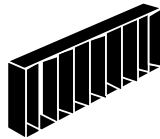
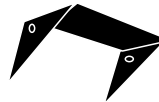
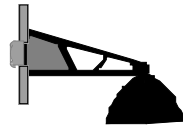

| Model# | Light source selection | Voltage | Finish | Options |
|------------------------------------|---|---|--|--|
| <input type="checkbox"/> W1012 | MH <input type="checkbox"/> M100 (ED17) <input type="checkbox"/> M150 (ED17) <input type="checkbox"/> M175 (ED17) <input type="checkbox"/> M250 (ED18) <input type="checkbox"/> M400 (ED18) | 120 V Standard factory prewired (If no voltage is specified) For other voltages, please specify with catalog number. | (Refer to color chart) <u>Standard selection</u> <input type="checkbox"/> WHT: Snow white <input type="checkbox"/> BKT: Jet black <input type="checkbox"/> BZT: Bronze <input type="checkbox"/> GRT: Titanium gray <input type="checkbox"/> DGT: Gun metal <input type="checkbox"/> CHT: Champagne <input type="checkbox"/> MST: Matte silver <input type="checkbox"/> GNT: Forest green <u>Optional colors</u> <input type="checkbox"/> CS: Custom color <input type="checkbox"/> RAL: RAL# color | Accessories <input type="checkbox"/> VS15D: Adjustable double visor. <input type="checkbox"/> VS15S: Adjustable single visor. <input type="checkbox"/> LV15: Parallel louver blades. <input type="checkbox"/> SH15: Low brightness control shield. <input type="checkbox"/> PD: Down position factory assembly. <input type="checkbox"/> STC: Safety suspension cable Electrical <input type="checkbox"/> FS: Fuse <input type="checkbox"/> QS: Standby lamp socket. <input type="checkbox"/> QRS: H.I.D. lamp restrike |
| | HPS <input type="checkbox"/> H100 (ED17) <input type="checkbox"/> H150 (ED17) <input type="checkbox"/> H250 (ED18) <input type="checkbox"/> H400 (ED18) ED17: Med. Base ED18: Mog. Base (Lamps by others) | H.I.D. <input type="checkbox"/> 208 V <input type="checkbox"/> 240 V <input type="checkbox"/> 277 V <input type="checkbox"/> 347 V | | |
| | | COMP. FLUO. Smart ballast 120/277 <input type="checkbox"/> 347 V (To specify) | | |
| | | | | |

Luminaires may be altered for improvements or discontinued without prior notice

LUMINIS [USA] - 3555 NW 53rd. Court, Fort Lauderdale, FL.33309
 LUMINIS [Canada] - 87 C Brunswick D.D.O. Q.C. Canada H9B 2J5

Tel: 954.717.4155 Fax: 954.717.4157
 Toll free: 1-888-401-6999

Web: www.luminis.com
 June .2006

Adjustable visorOption: **VS15D**Adjustable double visor
(Factory installed)**Adjustable visor**Option: **LV15**Parallel blades louver.
(Factory installed)**Adjustable visor**Option: **VS15S**Adjustable single visor
(Factory installed)**Down light position**Option: **VS15S**Factory assembled
for down position**Light shield**Option: **SH15**

Brightness control light shield.

Suspension safety cableOption: **STC**Additional safety
cable, extended
12" beyond
canopy**In line fuse**Option: **FS**In line protection fuse,
Factory installed with
luminaire.**Quartz lamp restrike**Option: **QRS**Quartz restrike
standby lamp kit
max.100w DC
bayonet type**Emergency line quartz lamp**Option: **QS**Quartz lamp socket for
separate emergency
line. Max.100w DC
bayonet type**General notes:**Please specify selected option as a suffix to the specified model number. ex: W1000-M250-WHT-**SH15**

Each model is provided with a listing of compatible options. Some options may not be compatible when used in the same luminaire. This information is indicated when it is applicable.

Luminaires may be altered for design improvements or discontinued without prior notice.

LUMINIS [USA] - 3555 NW 53rd Court, Fort Lauderdale, FL.33309
LUMINIS [Canada] - 87 C Brunswick D.D.O. Q.C. Canada H9B 2J5

Tel: 954 .717 .4155 Fax: 954 . 717.4157
 Toll free: 888 .401 .6999

Web: www.luminis.com
 Sept. 2006 Rev. Feb.2007