150-940|942|943|944.

HEADER A TYPE

0.635mm PITCH (25MIL PITCH)

NFP—00A—0122, 0124

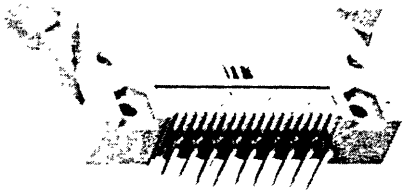

NFP—00A—0122, (RIGHT ANGLE DIP) NFP—00A—0124 (STRAIGHT DIP)

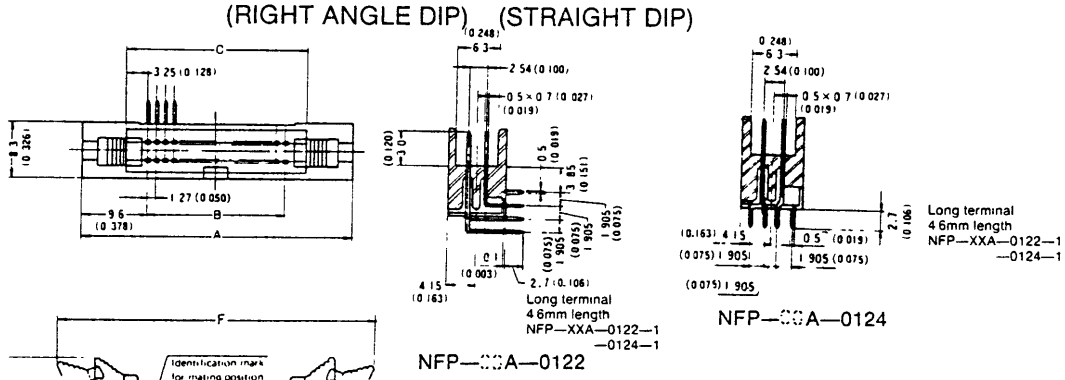

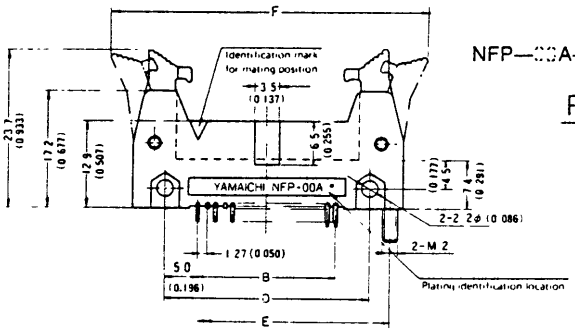

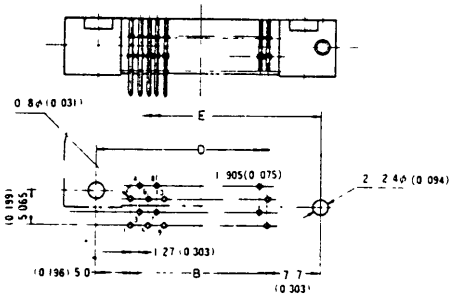

P.C. BOARD HOLE SIZE

PART No. IDENTIFICATION

N F P - 00 A - 0 1 00

- 2 – Right Angle Solder *
- 4 – Straight Solder *
- 0 – Without Latch Lever
- 1 – With Short Latch Lever (for socket without S Relief)
- 2 – With Long Latch Lever * (for socket with S Relief)
- Type A Plug
- Contacts
- Header
- Series No

Note

1. Add "A" at the end of Part No for optional grade A gold plating.
2. Optional right angle or straight longer solder tail for multi layer P C. Board is available. Contact factory for details.

* PREFERRED "STOCK LINE"

Example NFP—64A—0122 = 64 way right angle long latched header.

TYPE NO	A	B	C	D	E	F
NFP-10A	24.28 (0.955)	5.08 (0.200)	11.58 (0.455)	15.08 (0.593)	20.48 (0.806)	38.2 (1.503)
NFP-16A	28.09 (1.105)	8.89 (0.350)	15.39 (0.605)	18.89 (0.743)	24.29 (0.956)	42.0 (1.653)
NFP-20A	30.63 (1.205)	11.43 (0.450)	17.93 (0.705)	21.43 (0.843)	26.83 (1.056)	44.6 (1.755)
NFP-26A	34.44 (1.355)	15.24 (0.600)	21.74 (0.855)	25.24 (0.993)	30.64 (1.206)	48.4 (1.905)
NFP-34A	39.52 (1.555)	20.32 (0.800)	26.82 (1.055)	30.32 (1.193)	35.72 (1.406)	53.5 (2.106)
NFP-40A	43.33 (1.705)	24.13 (0.950)	30.63 (1.205)	34.13 (1.343)	39.53 (1.556)	57.3 (2.255)
NFP-50A	49.68 (1.955)	30.48 (1.200)	36.98 (1.455)	40.48 (1.593)	45.88 (1.806)	63.6 (2.503)
NFP-60A	56.03 (2.205)	36.83 (1.450)	43.33 (1.705)	46.83 (1.843)	52.23 (2.056)	70.0 (2.755)
NFP-64A	58.57 (2.305)	39.37 (1.550)	45.87 (1.805)	49.37 (1.943)	54.77 (2.156)	72.5 (2.854)
NFP-80A	68.73 (2.705)	49.53 (1.950)	56.03 (2.205)	59.53 (2.343)	64.93 (2.556)	82.7 (3.255)
NFP-100A	81.43 (3.206)	62.23 (2.450)	68.73 (2.706)	72.23 (2.844)	77.63 (3.056)	95.40 (3.756)

Dimension: mm (inch)

All items tooled.