

Surface Mount Quadrature Decoder/Counter Interface ICs

Technical Data

HCTL-2016 #PLC HCTL-2020 #PLC

Features

- 20 Pin PLCC Surface Mount Package
- All Features of the HCTL-2016 and HCTL-2020 PDIP

Description

The HCTL-2016 #PLC and HCTL-2020 #PLC are quadrature decoder/counter interface ICs in a 20 pin PLCC (plastic leaded chip carrier) surface mount package. These CMOS ICs interface incremental encoders to microprocessors by performing the quadrature decoder, counter, and bus transfer functions.

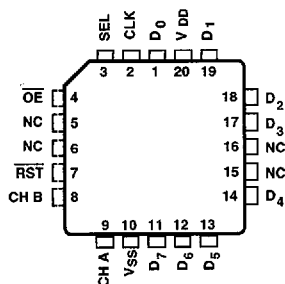
The HCTL-2016 #PLC and HCTL-2020 #PLC have all of the same features, functions, and operating characteristics as the HCTL-2016 and HCTL-2020 PDIP (plastic dual-in-line package).

For further information on the operation and function of the HCTL-2016 #PLC and 2020 #PLC, please refer to the HCTL-2000/HCTL-2016/HCTL-2020 data sheet.

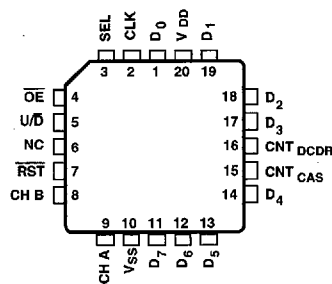
Applications

Typical applications include interfacing incremental encoders to microprocessors and interfacing digital potentiometers to digital data input buses.

Pinouts



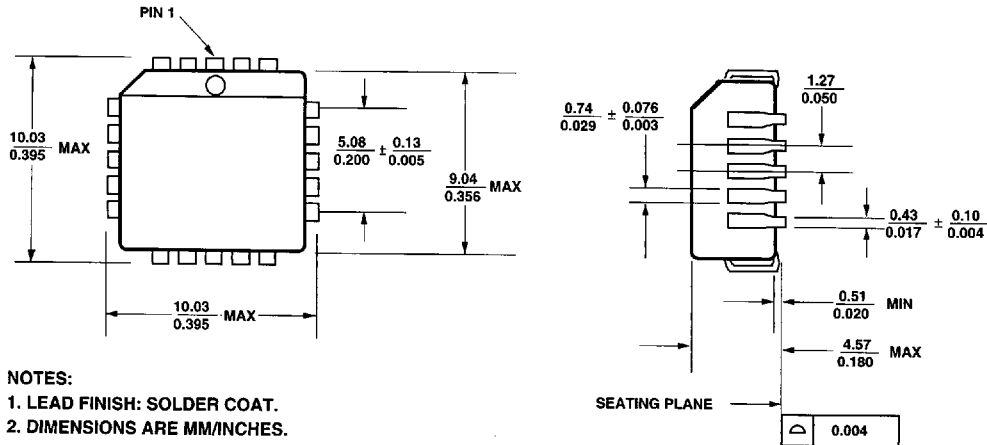
HCTL-2016 #PLC



HCTL-2020 #PLC

ESD WARNING: NORMAL HANDLING PRECAUTIONS SHOULD BE TAKEN TO AVOID STATIC DISCHARGE.

Package Dimensions



20 PIN PLASTIC LEADED CHIP CARRIER PACKAGE

Devices

Part No.	Description
HCTL-2016 #PLC	16-bit counter; 14 MHz clock operation; 20 pin PLCC surface mount package.
HCTL-2020 #PLC	All features of HCTL-2016 #PLC plus quadrature decoder output signals and cascade output signals.