

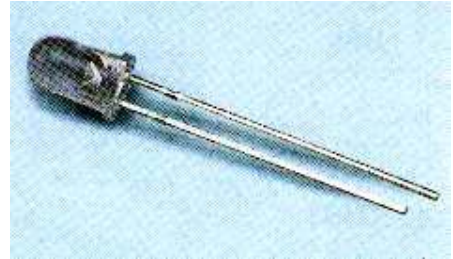
Technical Data Sheet

Light Emitting Diode (5 mm Round LED,T-1 3/4)

333/Y2C1-ASWB

Features

- Popular T-1 3/4 diameter package.
- Choice of various viewing angles.
- Available on tape and reel.
- Reliable and robust.
- ESD-withstand voltage: up to 4KV
- The product itself will remain within RoHS compliant version.
- UV resistant epoxy



Descriptions

- The series is specially designed for applications requiring higher brightness.
- The LED lamps are available with different colors,intensities,epoxy colors, etc.
- Superior performance in outdoor environment.

Applications

- Single or Dual Color Graphic Signs
- Message boards
- Variable message signs (VMS)
- Commercial outdoor advertising

Device Selection Guide

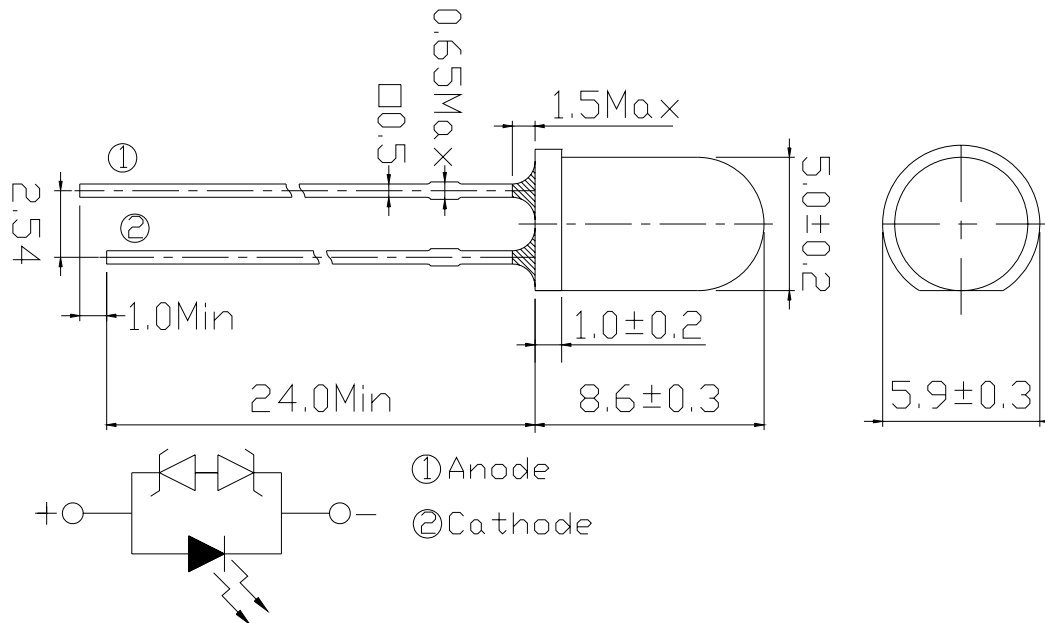
LED Part No.	Chip		Lens Color
	Material	Emitted Color	
333/Y2C1-ASWB	AlGaInP	Hyper Yellow	Water clear

Technical Data Sheet

Light Emitting Diode (5 mm Round LED,T-1 3/4)

333/Y2C1-ASWB

Package Dimensions



Notes:

- All dimensions are in millimeters, tolerance is 0.25mm except being specified.
- Lead spacing is measured where the lead emerges from the package.
- Protruded resin under flange is 1.5mm Max LED.

Absolute Maximum Ratings (Ta=25°C)

Parameter	Symbol	Rating	Units
Forward Current	I_F	50	mA
Pulse Forward Current ^{*1}	I_{FP}	160	mA
Operating Temperature	T_{opr}	-40 ~ +85	°C
Storage Temperature	T_{stg}	-40 ~ +100	°C
Soldering Temperature ^{*2}	T_{sol}	260 ±5	°C
Power Dissipation	P_d	120	mW
Reverse Voltage	V_R	5	V
Zener Reverse Current	I_Z	100	mA
Electrostatic Discharge	ESD	4K	V

Notes: *1: I_{FP} Conditions--Pulse Width ≤ 10 msec and Duty $\leq 1/10$.

*2: Soldering time ≤ 5 seconds.



Technical Data Sheet

Light Emitting Diode (5 mm Round LED,T-1 3/4)

333/Y2C1-ASWB**Electro-Optical Characteristics (Ta=25°C)**

Parameter	Symbol	Condition	Min.	Typ.	Max.	Units
Forward Voltage	V _F	I _F =20mA	1.8	--	2.6	V
Zener Reverse Voltage	V _Z	I _Z =5mA	5.2	--	--	V
Luminous Intensity	I _V	I _F =20mA	5650	--	18000	mcd
Viewing Angle	2 θ 1/2	I _F =20mA	--	15	--	deg
Peak Wavelength	λ _p	I _F =20mA	--	591	--	nm
Dominant Wavelength	λ _d	I _F =20mA	--	589	--	nm
Reverse Current	I _R	V _R =5V	50	--	--	μA
Spectrum Radiation Bandwidth	Δ λ	I _F =20mA	--	15	--	nm

Rank Combination (I_F=20mA)

Rank	S	T	U	V	W
Luminous Intensity	5650~7150	7150~9000	9000~11250	11250~14250	14250~18000

*Measurement Uncertainty of Luminous Intensity: ±15%

Unit:mcd

Rank	1	2	3	4
Forward Voltage	1.8~2.0	2.0~2.2	2.2~2.4	2.4~2.6

*Measurement Uncertainty of Forward Voltage: ±0.1V

Unit:V

Rank	1	2
Dominant Wavelength	586~590	590~594

*Measurement Uncertainty of Dominant Wavelength ±1.0nm

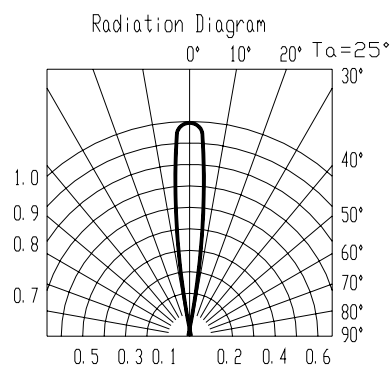
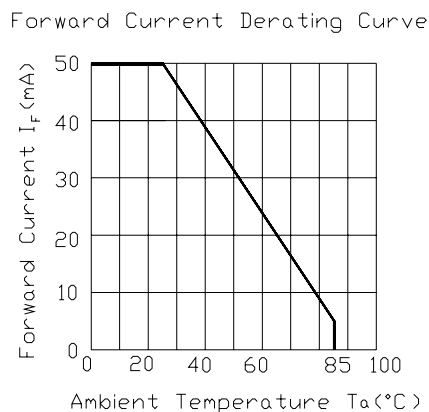
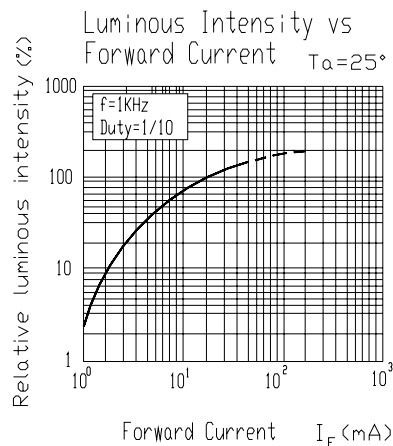
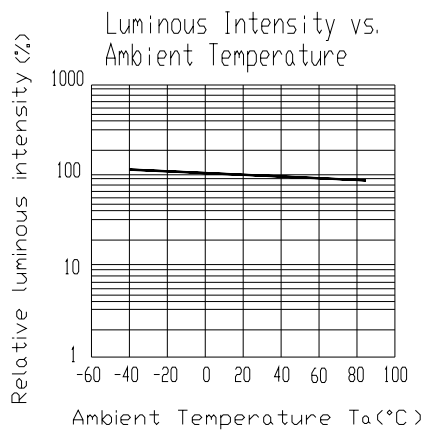
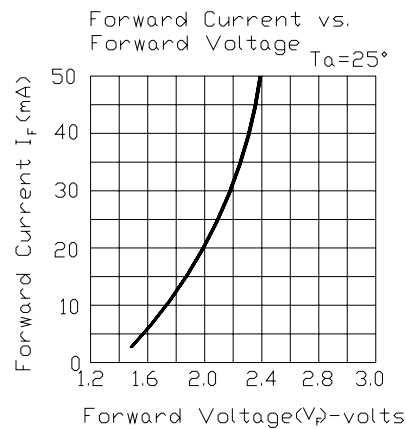
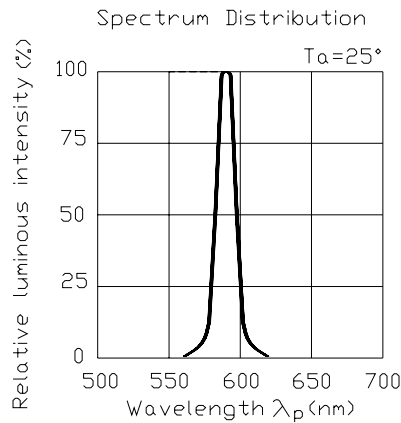
Unit:nm

Technical Data Sheet

Light Emitting Diode (5 mm Round LED,T-1 3/4)

333/Y2C1-ASWB

Typical Electro-Optical Characteristics Curves





EVERLIGHT ELECTRONICS CO.,LTD.

Technical Data Sheet

Light Emitting Diode (5 mm Round LED,T-1 3/4)

333/Y2C1-ASWB

Label Form Specification

<div>EVERLIGHT</div>	
CPN:	
P/N:	<div>RoHS</div>
333/Y2C1-ASWB	
QTY :	CAT:
	HUE:
LOT NO :	REF:
MADE IN TAIWAN	

CPN: Customer's Production Number

P/N : Production Number

QTY: Packing Quantity

CAT: Ranks of Luminous and Forward Voltage

HUE: Ranks of Dominant Wavelength

REF: Reference

LOT No: Lot Number

MADE IN TAIWAN: Production Place

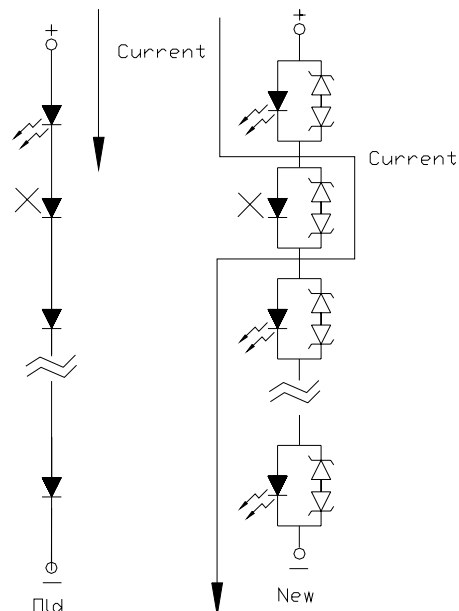
Technical Data Sheet

Light Emitting Diode (5 mm Round LED,T-1 3/4)

333/Y2C1-ASWB

Notes

1. Above specification may be changed without notice. EVERLIGHT will reserve authority on material change for above specification.
2. When using this product, please observe the absolute maximum ratings and the instructions for using outlined in these specification sheets. EVERLIGHT assumes no responsibility for any damage resulting from use of the product which does not comply with the absolute maximum ratings and the instructions included in these specification sheets.
3. These specification sheets include materials protected under copyright of EVERLIGHT corporation. Please don't reproduce or cause anyone to reproduce them without EVERLIGHT's consent.
4. Below the zener reference voltage V_z , all the current flows through LED and as the voltage rises to V_z , the zener diode "breakdown." If the voltage tries to rise above V_z current flows through the zener branch to keep the voltage at exactly V_z .
5. When the LED is connected using serial circuit, if either piece of LED is no light up but current can't flow through causing others to light down. In new design, the LED is parallel with zener diode. if either piece of LED is no light up but current can flow through causing others to light up.



**Technical Data Sheet****Light Emitting Diode (5 mm Round LED,T-1 3/4)****333/Y2C1-ASWB****6. Soldering Condition**

Careful attention should be paid during soldering. When soldering, leave more than 3mm from solder joint to case, and soldering beyond the base of the tie bar is recommended.

Avoiding applying any stress to the lead frame while the LEDs are at high temperature particularly when soldering.

Recommended soldering conditions:

Hand Soldering		DIP Soldering	
Temp. at tip of iron	400°C Max. (30W Max.)	Preheat temp.	100°C Max. (60 sec Max.)
Soldering time	3 sec Max.	Bath temp.	265 Max.
Distance	3mm Min.(From solder joint to case)	Bath time.	5 sec Max.
		Distance	3mm Min.

EVERLIGHT ELECTRONICS CO., LTD.

Office: No 25, Lane 76, Sec 3, Chung Yang Rd,
Tucheng, Taipei 236, Taiwan, R.O.C

Tel: 886-2-2267-2000, 2267-9936

Fax: 886-2267-6244, 2267-6189, 2267-6306

<http://www.everlight.com>