

# C&K ZM Series

## Subminiature Snap-acting Switches



### Features/Benefits

- *Reliable snap-acting mechanism*
- *Long electrical and mechanical life*
- *Compact size—Ideal when space is limited*
- *Various PCB terminals and actuators*
- *RoHS compatible*

### Typical Applications

- *PCB detection switch*
- *Communication devices*
- *Testing equipment*
- *Security/Alarm systems*
- *Consumer electronics*

### Specifications

CONTACT RATING: F7: 3A @ 125 VAC; 1.5A @ 250 VAC  
M9: 0.2A @ 60 VDC.

ELECTRICAL LIFE: 15,000 Cycles. @ 3A

INSULATION RESISTANCE: 100 M ohm min.

DIELECTRIC STRENGTH: 1000 Vrms.

OPERATING TEMPERATURE: -40°F to 185°F (-40°C to 85°C).

OPERATING FORCE: CJ: 150 grams, CH: 90 grams.

\* Low Level=conditions where no arcing occurs during switching, i.e., 0.4 VA max. @ 20 V AC or DC max.

### Materials

CASE: Nylon 6/6

COVER/ACTUATOR: Nylon 6/6

MOVABLE CONTACTS: Silver, gold plated.

STATIONARY CONTACTS: Silver, gold plated.

TERMINALS: Brass, tin plated.

**NOTE:** Specifications and materials listed above are for switches with standard options. For information on specific and custom switches, consult Customer Service Center.

### Build-A-Switch

To order, simply select desired option from each category and place in the appropriate box. Available options are shown and described on pages K-29 and K-30. For additional options not shown in catalog, consult Customer Service Center.

Series

ZM SP, Mom.

Operating Force

CJ 150 grams

CH 90 grams

Electrical Rating

F7 3 A, 125 V AC; 1.5A, 250 VAC

M9 0.2 A, 60 V DC

Actuator

P0 Pin plunger

L0 Leaf

L3 Leaf

T13 Simulated roller

T23 Simulated roller

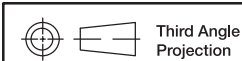
Terminations

T PC Thru-hole

L Left-footed, PC Thru-hole

R Right-footed, PC Thru-hole

K PC Thru-hole with retention feature



Dimensions are shown: Inch (mm)  
Specifications and dimensions subject to change



SERIES Z M ■ ■ ■ ■ ■



**K**

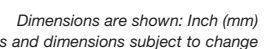
**OPERATING FORCE** 

**ELECTRICAL RATING** 

\* Note: See Technical Data section of this catalog for RoHS compliant and compatible definition and specifications.

All models   with all options.

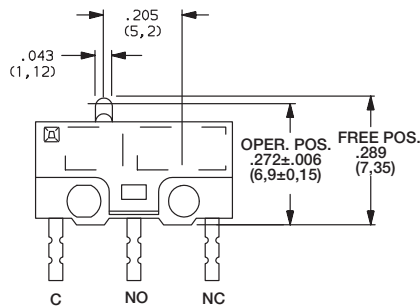
Consult Customer Service center for availability and delivery of nonstandard ratings.



# C&K ZM Series Subminiature Snap-acting Switches

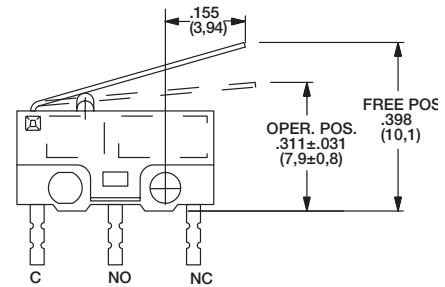
## ACTUATOR

**P0** PIN PLUNGER



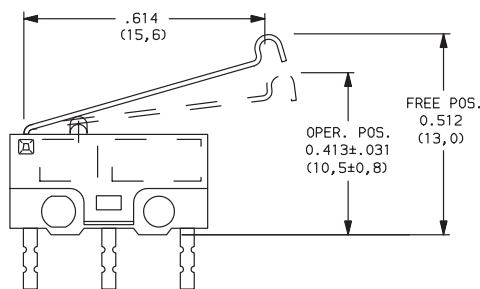
**L0** LEAF, 50 GRAMS (CJ ONLY)

**L3** LEAF, 30 GRAMS (CH ONLY)



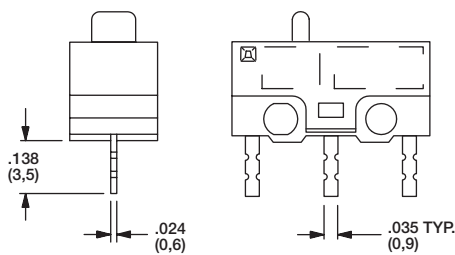
**T13** SIMULATED ROLLER, 40 GRAMS (CJ ONLY)

**T23** SIMULATED ROLLER, 25 GRAMS (CH ONLY)

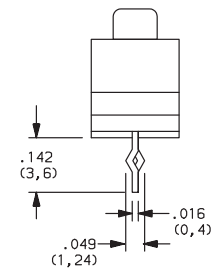


## TERMINATIONS

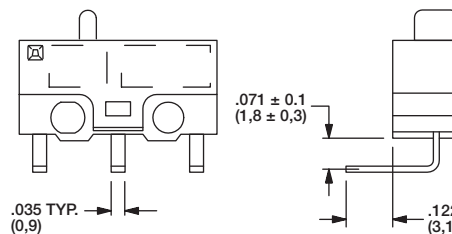
**T** (STD.) PC THRU-HOLE



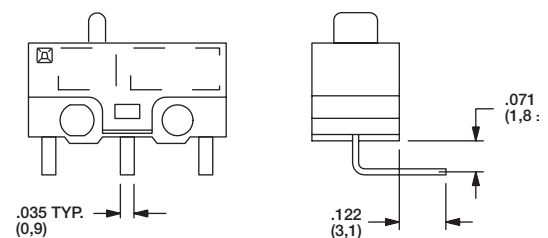
**K** PC THRU-HOLE WITH RETENTION FEATURE



**L** LEFT FOOTED, PC THRU-HOLE



**R** RIGHT FOOTED, PC THRU-HOLE



Third Angle  
Projection

Dimensions are shown: Inch (mm)  
Specifications and dimensions subject to change



K

Snap-acting