

Timers

Delay on Operate

Types FAA01, FAA08

CARLO GAVAZZI



- Time range 0.05 s to 300 h
- Knob selection of time range
- Knob adjustable time setting
- Knob selection of operating mode (4 functions):
 - A - delay on operate
 - B₂ - symmetrical recycler ON first
 - E - interval
 - J - one shot
- Automatic start
- Repeatability: $\pm 0.3\%$ on full scale
- Output: 5 A DPDT relay
- 48 x 48 mm housing for front panel mounting
- 8 or 11 pin sockets
- LED indication for relay status and power supply ON

Product Description

Delay on operate timer with 4 functions and selectable time ranges from 0.05 seconds to 300 hours. Housing 48 x 48 mm for front panel mounting and on 8-pin or 11-pin socket.

Ordering Key

FAA 01 D M24

Housing _____
 Function _____
 Type _____
 Item number _____
 Output _____
 Power supply _____

Type Selection

Mounting	Output	Plug	Supply: 100 to 240 VAC
Front or socket	DPDT	11-pin	FAA01DM24
Front or socket	DPDT	8-pin	FAA08DM24

Time Specifications

Time ranges
 Selectable by front knob

Time unit	sec	min	hrs	10h
Full scale setting	1.2	0.05 to 1.2		0.5 to 12
	3	0.125 to 3		1.25 to 3
	12	0.5 to 12		5 to 120
	30	1.25 to 30		12.5 to 300

Repeatability	$\pm 0.3\%$ on full scale (± 10 ms max in the range of 1.2 s)
Setting accuracy	$\pm 5\%$ on full scale ± 50 ms
Voltage drift	$\pm 0.5\%$ on full scale (± 10 ms max in the range of 1.2 s)
Temperature drift	$\pm 2\%$ on full scale (± 10 ms in the range of 1.2 s)
Reset	
Power supply interruption	>100 ms
Pulse width	>50 ms

Output Specifications

Output	DPDT relay
Output insulation resistance	> 100 M Ω (at 500 VDC)
Contact Ratings (AgCdO ₁₂) Resistive loads AC 1	μ 5 A @ 250 VAC / 30 VDC
Mechanical life	$\geq 1 \times 10^7$ operations
Electrical life	$\geq 1 \times 10^5$ operations (5 A at 250 VAC, $\cos \varphi = 1$, 1.8×10^3 operations/h)
Operating frequency	< 1800 operations/h

Supply Specifications

Power Supply	Overvoltage cat II (IEC 60947-1)
Rated operational voltage through terminals: (FAA01DM24)	100 to 240 VAC +10%-15% 50 / 60 Hz
(FAA08DM24)	100 to 240 VAC +10%-15% 50 / 60 Hz
Power consumption	
Rated operational power	10VA @ 240 VAC, (50 Hz)



General Specifications

Indication for Power supply On	LED, green (flashing when timing)
Output ON	LED, red
Environment	
Degree of protection	IP 40 (front panel)
Operating temperature	-10 to +55 °C (14 to 131 °F)
Ambient humidity	35 to 85% RH
Housing dimesions	48 x 48 mm
Weight	Approx. 95 g
CE marking	Yes
EMC	
Immunity	Electromagnetic Compatibility
Emission	According to EN 61000-6-1 According to EN 61000-6-3

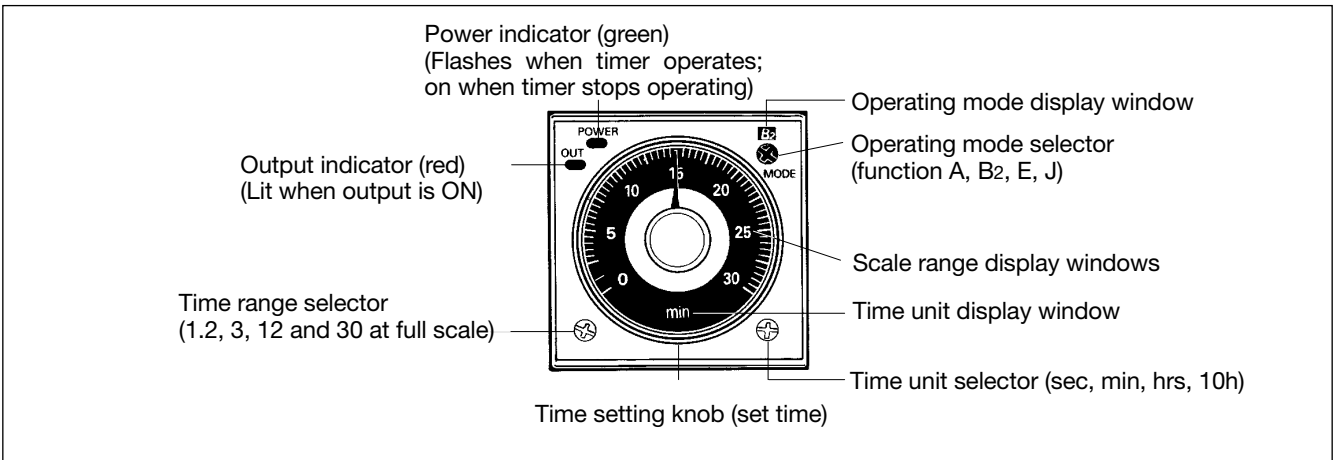
Function and Time Setting

Upper right knob: Setting of function A - delay on operate B2 - simmetrical recycler E - interval J - one shot	Lower left knob: Time range selector 1.2, 3, 12 and 30
Lower right knob: Time unit selector sec (seconds) min (minuts) hrs (hours) 10h (10 hours)	Centre knob: Time setting on relative scale

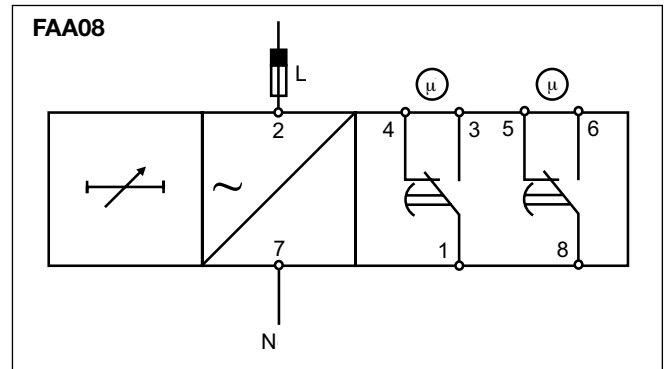
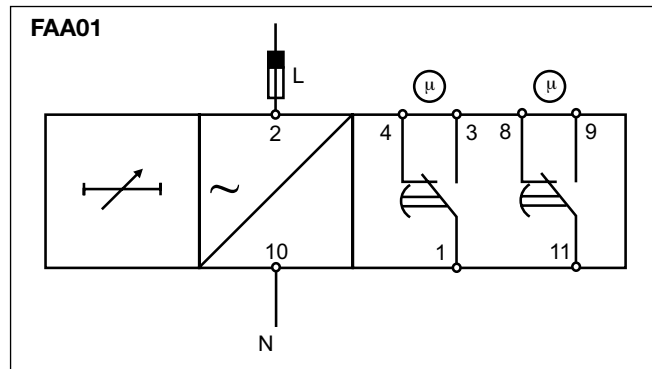
Mode of Operation

Function A Delay on operate The set delay period begins as soon as the power supply is connected. At the end of the set delay the relay operates and doesn't release until the power supply is interrupted for at least 100 ms.	Function B₂ Symmetrical recycler (ON first) The relay operates and the time period start as soon as the power is applied. At the end of the first set time period, the relay releases. At the end of the second time period (equal to the first), the relay operates again. This sequence continues with equal ON- and OFF- time periods until the power supply is interrupted for at least 100 ms.	Function E Interval The relay operates and the time period begins as soon as the power is applied. The relay releases at the end of the time period or when the power supply is disconnect- ed for at least 100 ms.	Function J One shot The time period begins as soon as the power supply is connected and at the end of this period the relay operates for 1s.
---	--	---	--

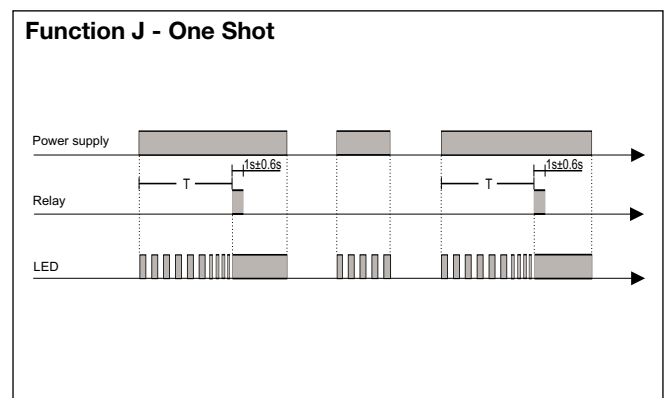
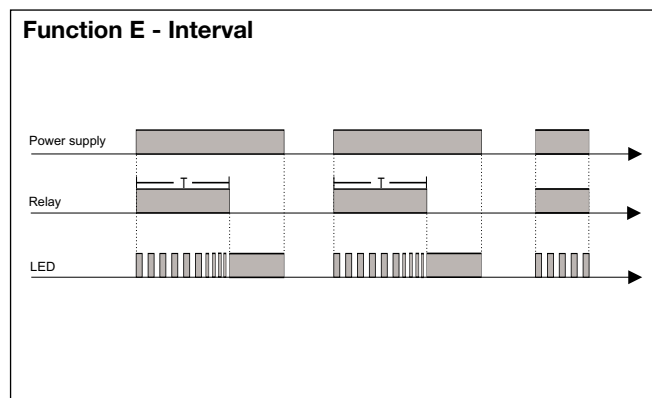
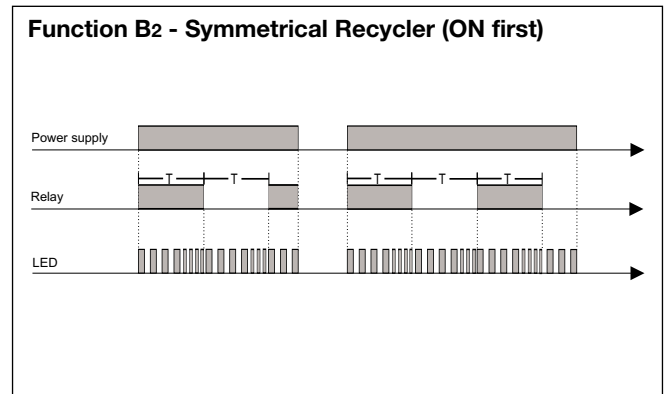
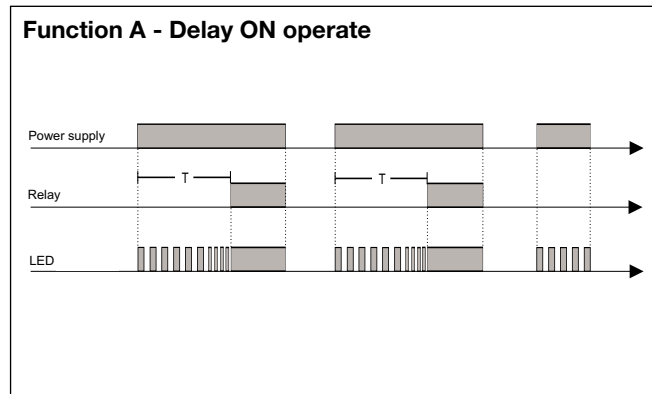
Range and operation mode selection



Wiring Diagrams



Operating Diagrams



Dimensions

