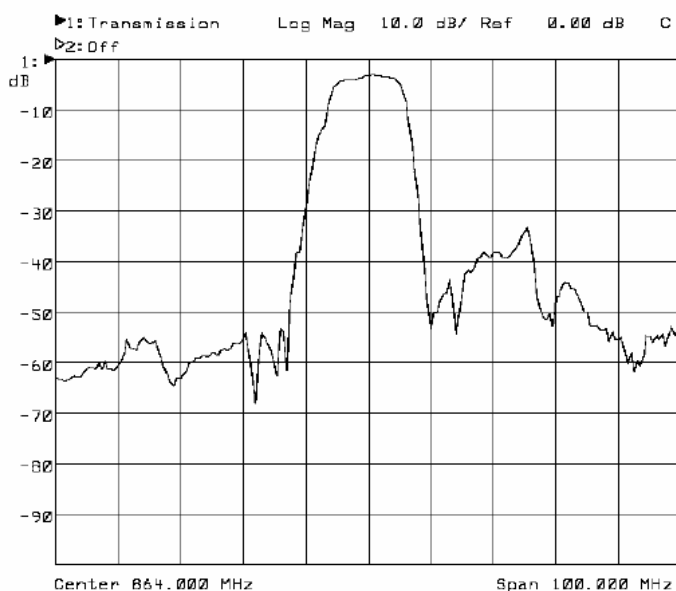




DESCRIPTION

Miniature 864 MHz surface acoustic wave (SAW) bandpass filter designed to be used as the RF filter in low power wireless communications equipment.

TYPICAL PERFORMANCE



MAXIMUM RATINGS

Parameter	Min	Max	Units
Operating Temperature Range	-30	+80	°C
Storage Temperature Range	-40	+85	°C
Input Power Level		0	dBm
Max. D. C. Voltage between Each Terminal		10	V

SPECIFICATIONS

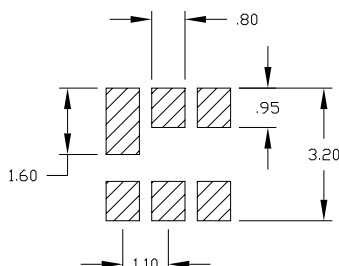
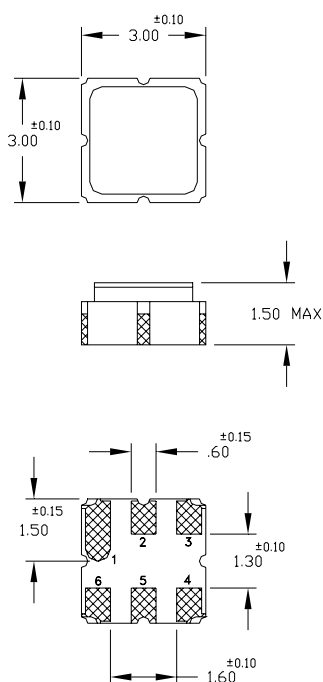
Parameter	Min	Typ	Max	Units
Center Frequency, F_c		864.0		MHz
Passband	3			MHz
Insertion Loss ¹		4	6	dB
Amplitude Ripple ¹		1.5	2.5	dB
Stopband Rejection ² , 841.60 to 843.60 MHz	40	44		dB
Stopband Rejection ² , 852.30 to 853.30 MHz	30	38		dB
Terminating Impedance		50		$\Omega/0nF$

Notes: 1. Over passband, $F_o \pm 1.5$ MHz
2. Relative to the insertion loss



PACKAGE OUTLINE AND RECOMMENDED FOOTPRINT

SUGGESTED PCB FOOTPRINT

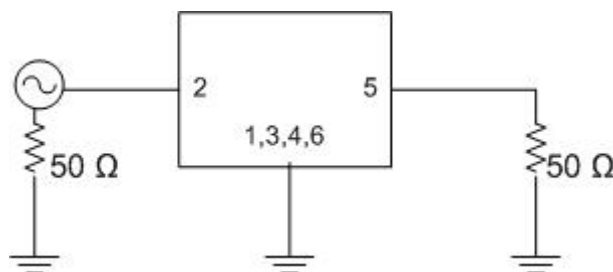


PIN NO.	DESCRIPTION
2	INPUT
5	OUTPUT
1, 3, 4, 6	GROUND

NOTES:
DIMENSIONS IN MM

TEST CIRCUIT

50 ohm single-ended
No matching circuit required



All specifications are believed to be accurate and reliable. However, ICS reserves the right to make changes without notice.
© 2005 Integrated Circuit Systems, Inc. All rights reserved.

5/15/2005, rev. X1