

SPECIFICATIONS

Electrical Ratings	100mA @ 30VDC
Electrical Life	100,000 cycles typical
Contact Resistance	< 50 mΩ initial
Actuation Force	260 +/- 50gF
Actuator Travel	1.5 mm to lock 2.5 mm full travel
Dielectric Strength	1000Vrms min
Insulation Resistance	> 100MΩ min
Operating Temperature	-40°C to 85°C
Storage Temperature	-40°C to 85°C



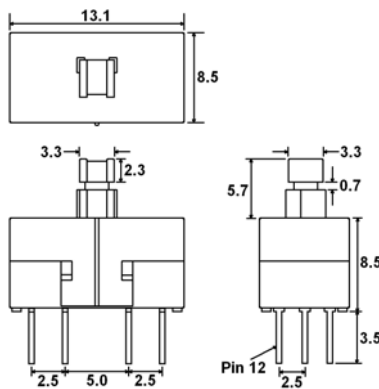
MATERIALS ←RoHS COMPLIANT

Actuator	Acetal
Housing	PBT
Cover	Acetal
Latching Pin	Stainless Steel
Spring	Stainless Steel
Contacts	Phosphor Bronze, Silver Plated
Terminals	Brass, Silver Plated

ORDERING INFORMATION

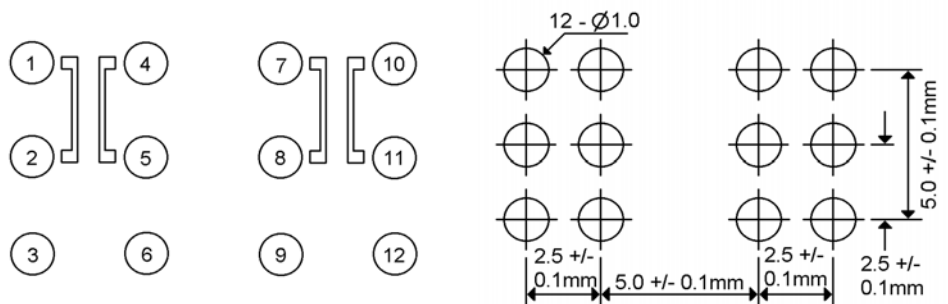
1. Series:		LP4203	F260	L	Z
2. Actuation Force:		F260 = 260gF			
3. Latching:		N = Non-latching L = Latching			
4. Actuator Options:		Y = 3.3 square head			
5. Caps:		Cap Colors:			
Blank = No Cap	C15	C22			
C11	C16	C23	**See Cap Options for color availability		
C12	C17	C24	**Caps available with Y actuator only		
C13	C18	C25			
C14	C19				

DIMENSIONS


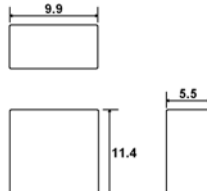

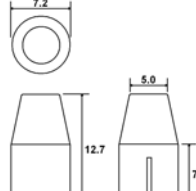

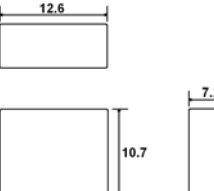

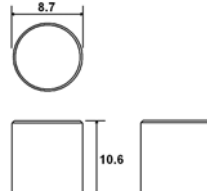

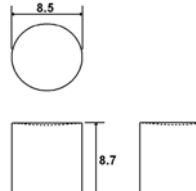

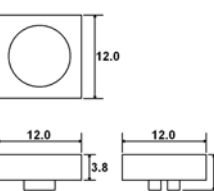

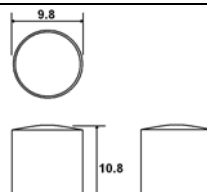

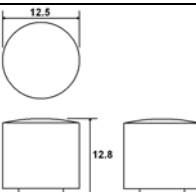

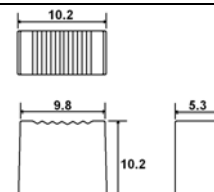

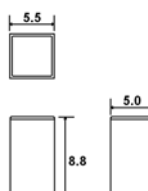

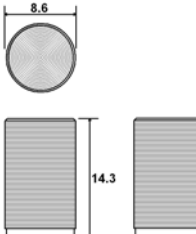

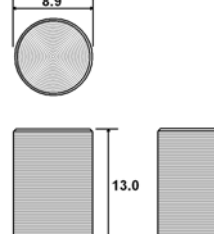

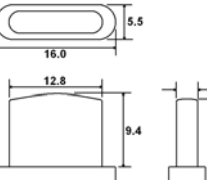


Y

SCHEMATIC & PC LAYOUT



CAP OPTIONS ←FOR Y ACTUATOR

					
C11_ 1 = White, 2 = Black, 3 = Red Contact Factory for other available colors		C12_ 1 = White, 2 = Black, 3 = Red Contact Factory for other available colors		C13_ 1 = White, 2 = Black, 3 = Red Contact Factory for other available colors	
					
C14_ 1 = White, 2 = Black, 3 = Red Contact Factory for other available colors		C15_ 2 = Black, 0 = Clear Contact Factory for other available colors		C16_ 1 = White, 2 = Black, 3 = Red, 7 = Blue Contact Factory for other available colors	
					
C17_ 2 = Black, 0 = Clear Contact Factory for other available colors		C18_ 1 = White, 2 = Black, 9 = Light Gray Contact Factory for other available colors		C19_ 1 = White, 2 = Black, 3 = Red, 8 = Dark Gray Contact Factory for other available colors	
					
C22_ 2 = Black, 8 = Dark Gray, 9 = Light Gray Contact Factory for other available colors		C23_ 0 = Metallic Contact Factory for other available colors		C24_ 0 = Metallic Contact Factory for other available colors	
					
C25_ 2 = Black, 8 = Dark Gray, 9 = Light Gray Contact Factory for other available colors					