General Purpose Transistor (–50V, –0.15A)

2SA1037AK / 2SA1576A / 2SA1774 / 2SA2029 / 2SA933AS

●Features

1) Excellent h_{FE} linearity.
2) Complements the 2SC2412K / 2SC4081 / 2SC4617 / 2SC5658 / 2SC1740S.

●Structure

Epitaxial planar type.
PNP silicon transistor

●Dimensions (Unit : mm)

2SA1037AK

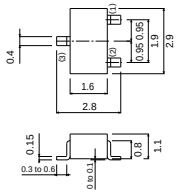

Each lead has same dimensions

ROHM : SMT3
EIAJ : SC-59

(1) Emitter
(2) Base
(3) Collector

Abbreviated symbol : F ∗

2SA1576A

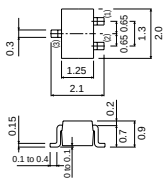

Each lead has same dimensions

ROHM : UMT3
EIAJ : SC-70

(1) Emitter
(2) Base
(3) Collector

Abbreviated symbol : F ∗

2SA1774

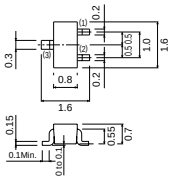

ROHM : EMT3
EIAJ : SC-75A

(1) Emitter
(2) Base
(3) Collecto

Abbreviated symbol : F ∗

2SA2029

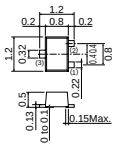

ROHM : VMT3
EIAJ :

(1) Base
(2) Emitter
(3) Collector

Abbreviated symbol : F ∗

2SA933AS

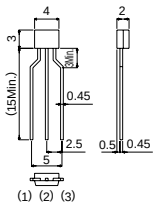

Taping specifications

ROHM : SPT
EIAJ : SC-72

(1) Emitter
(2) Collector
(3) Base

∗ Denotes h_{FE}

●Absolute maximum ratings (Ta=25°C)

Parameter		Symbol	Limits	Unit
Collector-base voltage		V_{CBO}	–60	V
Collector-emitter voltage		V_{CEO}	–50	V
Emitter-base voltage		V_{EBO}	–6	V
Collector current		I_C	–0.15	A (DC)
Collector power dissipation	2SA1037AK, 2SA1576A	P_C	0.2	W
	2SA2029, 2SA1774		0.15	
	2SA933AS		0.3	
Junction temperature		Tj	150	˚C
Storage temperature		Tstg	–55 to +150	˚C

●Electrical characteristics (Ta=25°C)

Parameter	Symbol	Min.	Typ.	Max.	Unit	Conditions
Collector-base breakdown voltage	BV_{CBO}	–60	–	–	V	I_C= –50µA
Collector-emitter breakdown voltage	BV_{CEO}	–50	–	–	V	I_C= –1mA
Emitter-base breakdown voltage	BV_{EBO}	–6	–	–	V	I_E= –50µA
Collector cutoff current	I_{CBO}	–	–	–0.1	µA	V_{CB}= –60V
Emitter cutoff current	I_{EBO}	–	–	–0.1	µA	V_{EB}= –6V
Collector-emitter saturation voltage	$V_{CE(sat)}$	–	–	–0.5	V	I_C/I_B= –50mA/–5mA
DC current transfer ratio	h_{FE}	120	–	560	–	V_{CE}= –6V, I_C= –1mA
Transition frequency	f_T	–	140	–	MHz	V_{CE}= –12V, I_E=2mA, f=100MHz
Output capacitance	Cob	–	4.0	5.0	pF	V_{CB}= –12V, I_E=0A, f=1MHz

●Packaging specifications and h_{FE}

Type	h_{FE}	Package	Taping				
		Code	T146	T106	TL	T2L	TP
		Basic ordering unit (pieces)	3000	3000	3000	8000	5000
2SA2029	QRS		–	–	–	○	–
2SA1037AK	QRS		○	–	–	–	–
2SA1576A	QRS		–	○	–	–	–
2SA1774	QRS		–	–	○	–	–
2SA933AS	QRS		–	–	–	–	○

h_{FE} values are classified as follows:

Item	Q	R	S
h_{FE}	120 to 270	180 to 390	270 to 560

●Electrical characteristic curves

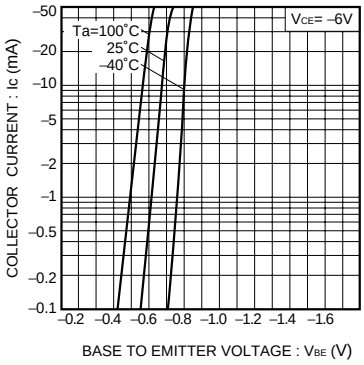

Fig.1 Grounded emitter propagation characteristics

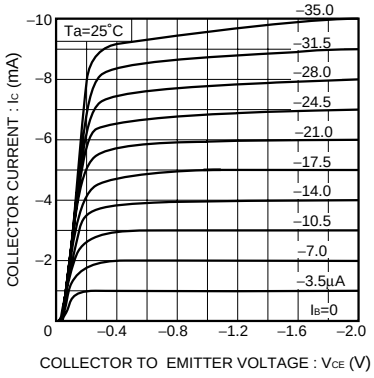

Fig.2 Grounded emitter output characteristics (I)

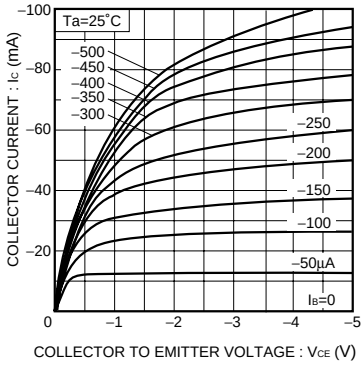

Fig.3 Grounded emitter output characteristics (II)

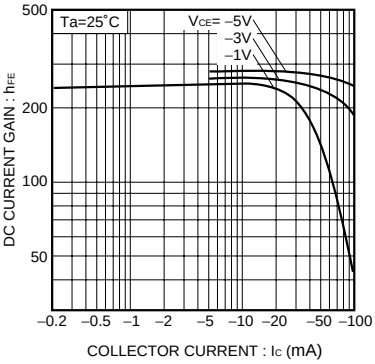

Fig.4 DC current gain vs. collector current (I)

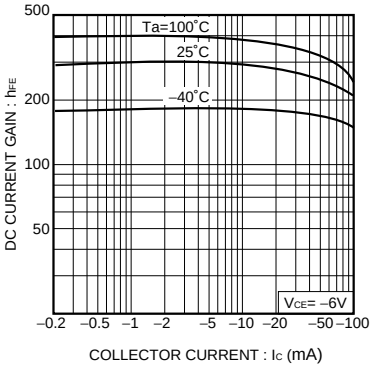

Fig.5 DC current gain vs. collector current (II)

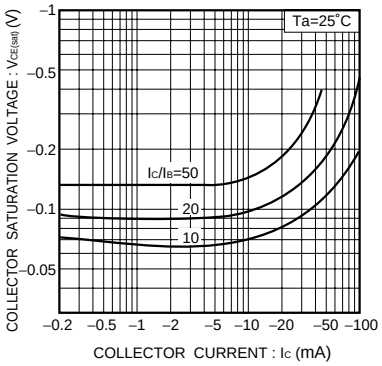

Fig.6 Collector-emitter saturation voltage vs. collector current (I)

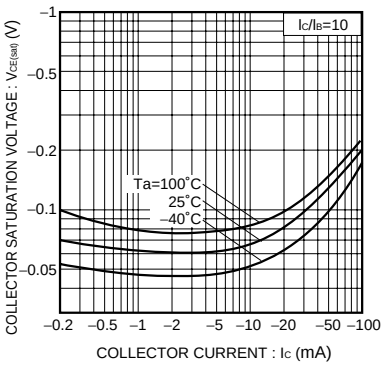

Fig.7 Collector-emitter saturation voltage vs. collector current (II)

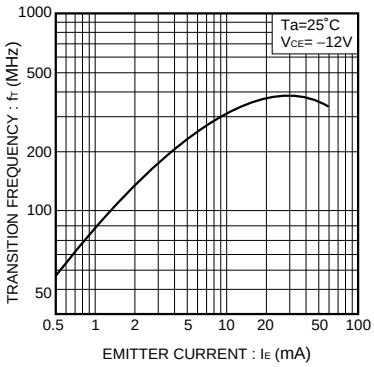

Fig.8 Gain bandwidth product vs. emitter current

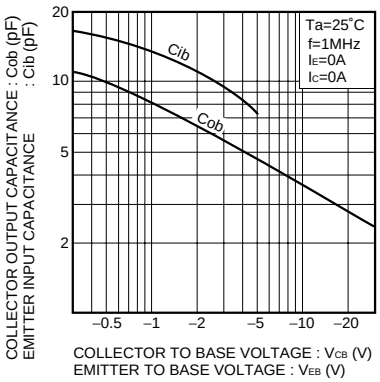

Fig.9 Collector output capacitance vs. collector-base voltage
Emitter inputcapacitance vs. emitter-base voltage

Notes

- No technical content pages of this document may be reproduced in any form or transmitted by any means without prior permission of ROHM CO.,LTD.
- The contents described herein are subject to change without notice. The specifications for the product described in this document are for reference only. Upon actual use, therefore, please request that specifications to be separately delivered.
- Application circuit diagrams and circuit constants contained herein are shown as examples of standard use and operation. Please pay careful attention to the peripheral conditions when designing circuits and deciding upon circuit constants in the set.
- Any data, including, but not limited to application circuit diagrams information, described herein are intended only as illustrations of such devices and not as the specifications for such devices. ROHM CO.,LTD. disclaims any warranty that any use of such devices shall be free from infringement of any third party's intellectual property rights or other proprietary rights, and further, assumes no liability of whatsoever nature in the event of any such infringement, or arising from or connected with or related to the use of such devices.
- Upon the sale of any such devices, other than for buyer's right to use such devices itself, resell or otherwise dispose of the same, no express or implied right or license to practice or commercially exploit any intellectual property rights or other proprietary rights owned or controlled by
- ROHM CO., LTD. is granted to any such buyer.
- Products listed in this document are no antiradiation design.

The products listed in this document are designed to be used with ordinary electronic equipment or devices (such as audio visual equipment, office-automation equipment, communications devices, electrical appliances and electronic toys).
Should you intend to use these products with equipment or devices which require an extremely high level of reliability and the malfunction of which would directly endanger human life (such as medical instruments, transportation equipment, aerospace machinery, nuclear-reactor controllers, fuel controllers and other safety devices), please be sure to consult with our sales representative in advance.
It is our top priority to supply products with the utmost quality and reliability. However, there is always a chance of failure due to unexpected factors. Therefore, please take into account the derating characteristics and allow for sufficient safety features, such as extra margin, anti-flammability, and fail-safe measures when designing in order to prevent possible accidents that may result in bodily harm or fire caused by component failure. ROHM cannot be held responsible for any damages arising from the use of the products under conditions out of the range of the specifications or due to non-compliance with the NOTES specified in this catalog.

Thank you for your accessing to ROHM product informations.
More detail product informations and catalogs are available, please contact your nearest sales office.

ROHM Customer Support System **THE AMERICAS** / **EUROPE** / **ASIA** / **JAPAN**

www.rohm.com **Contact us** : webmaster@rohm.co.jp

Copyright © 2008 ROHM CO.,LTD.
ROHM CO., LTD. 21 Saiin Mizosaki-cho, Ukyo-ku, Kyoto 615-8585, Japan TEL : +81-75-311-2121 FAX : +81-75-315-0172