

INTRODUCTION:

Adam Tech Right Angle PCB High Density D-Sub connectors are a popular interface for many I/O applications. Offered in 15, 26, 44, 62 and 78 positions they are a good choice for a low cost industry standard high density connection. Adam Tech connectors are manufactured with precision stamped contacts offering a choice of contact plating and a wide selection of mating and mounting options.

FEATURES:

- High Density in standard size shell
- Industry standard compatibility
- Durable metal shell design
- Precision formed contacts
- Variety of Mating and mounting options

MATING CONNECTORS:

Adam Tech high density D-Subminiatures and all industry standard high density D-Subminiature connectors.

SPECIFICATIONS:

Material:

Standard insulator: PBT, 30% glass reinforced, rated UL94V-0

Optional Hi-Temp insulator: Nylon 6T rated UL94V-0

Insulator Colors: HDL Series: Black

HDVG Series: Blue

Contacts: Phosphor Bronze

Shell: Steel, Tin or Zinc plated

Hardware: Brass, Nickel plated

Contact Plating:

Gold Flash (15 and 30 µin Optional) over Nickel underplate overall.

Electrical:

Operating voltage: 250V AC / DC max.

Current rating: 5 Amps max.

Contact resistance: 20 mΩ max initial

Insulation resistance: 5000 MΩ min.

Dielectric withstanding voltage: 1000V AC for 1 minute

Mechanical:

Insertion force: 0.75 lbs max

Extraction force: 0.44 lbs min

Temperature Rating:

Operating temperature: -65°C to +125°C

Soldering process temperature:

Standard insulator: 235°C

Hi-Temp insulator: 260°C

PACKAGING:

Anti-ESD plastic trays

APPROVALS AND CERTIFICATIONS:

UL Recognized File No. E224053

CSA Certified File No. LR1578596



ORDERING INFORMATION

HDL

15

SL

B

SERIES INDICATOR

HDL = High Density D-Sub

HDVG = High Density VESA connector with recessed #9 pin and blue insulator

MOUNT OPTIONS

A = #4-40 Jackscrews and forked boardlocks

B = #4-40 Flush threaded inserts and forked boardlocks

C = #4-40 Flush threaded inserts with removable jackscrews and forked boardlocks

D = Topside ground straps with screw holes

POSITIONS

15, 26, 44, 62, 78

CONTACT TYPE

PL = Plug, Right Angle Mount

SL = Socket, Right Angle Mount

OPTIONS:

Add designator(s) to end of part number

15 = 15 µin gold plating in contact area

30 = 30 µin gold plating in contact area

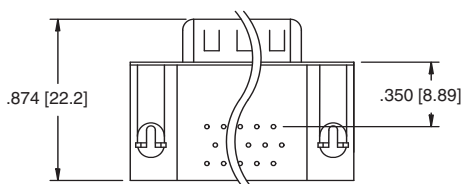
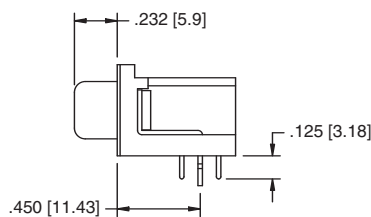
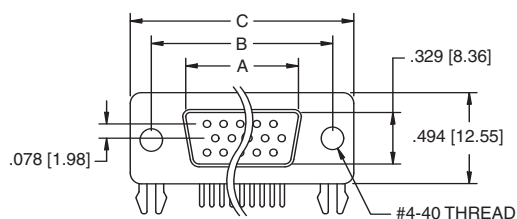
EMI = Ferrite filtered version for EMI / RFI suppression (Page 101)

F = Retention 4 prong boardlocks

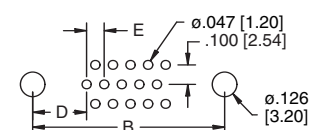
HT = Hi-Temp insulator for Hi-Temp soldering processes up to 260°C

R = Round Riveted Jackscrews

PLUG

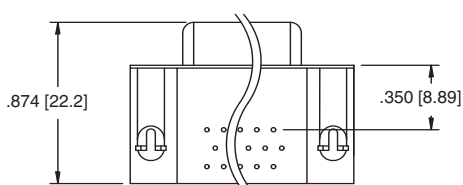
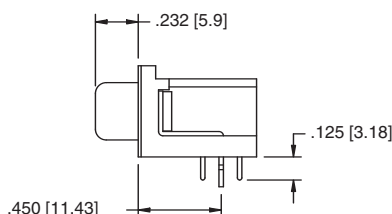
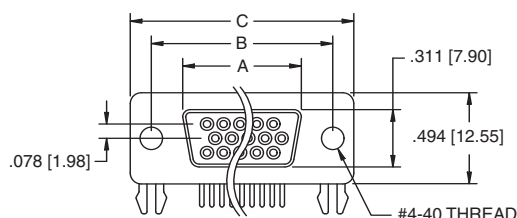


HDL15-PL-B

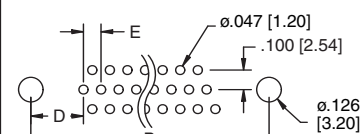


15 Position PCB Layout

SOCKET

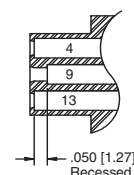


HDL15-SL-B



26, 44, 62 Position PCB Layout

Hi Density Video Graphics Connector



HDVGV-15-SL-B

Unit: Inch [mm]

Positions	PLUG	SOCKET	DIMENSIONS			
	A	A	B	C	D	E
15	.666 [16.92]	.643 [16.33]	.984 [24.99]	1.213 [30.81]	.277 [7.04]	.090 [2.29]
26	.994 [25.25]	.971 [24.66]	1.312 [33.32]	1.541 [39.14]	.277 [7.04]	.090 [2.29]
44	1.534 [38.96]	1.511 [38.38]	1.852 [47.04]	2.088 [53.04]	.277 [7.04]	.090 [2.29]
62	2.182 [55.43]	2.159 [54.84]	2.500 [63.50]	2.729 [69.32]	.276 [7.00]	.095 [2.41]
78	2.079 [52.81]	2.064 [52.43]	2.406 [61.11]	2.635 [66.93]	.300 [7.63]	.095 [2.41]