


MP10M SERIES

10 AMPS EPOXY BRIDGE RECTIFIER



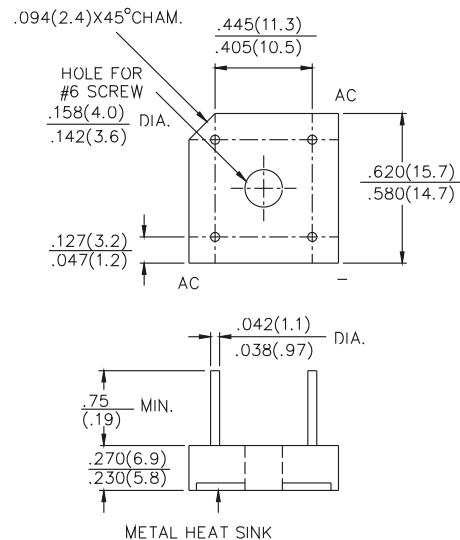
**CHENG-YI
ELECTRONIC**



FEATURES

- 10 Amps forward current at $T_c + 80^\circ\text{C}$
- 100 Amps peak one half cycle surge current
- 2000 Volts Minimum circuit-to-case insulation
- Case: Molded plastic with heatsink internally
- Mounted in the Bridge Encapsulation
- Electrically isolated metal case for maximum heat dissipation
- Mounting: thru hole for #6 screw
- UL Recognized file # E149311

VOLTAGE RANGE
50 TO 1000 VOLTS PRV
CURRENT
10 Amperes



Dimensions in inches and (millimeters)

MAXIMUM RATINGS AND ELECTRICAL CHARACTERISTICS

Ratings at 25°C ambient temperature unless otherwise specified.
Single phase, half wave, 60Hz, resistive or inductive load.
For capacitive load, derate current by 20%.

		MP1005 M	MP101 M	MP102 M	MP104 M	MP106M	MP108M	MP1010M	UNITS
Maximum Recurrent Peak Reverse Voltage	V_{RRM}	50	100	200	400	600	800	1000	V
Maximum RMS Bridge Input Voltage	V_{RMS}	35	70	140	280	420	560	700	V
Maximum Average Forward Output Current @ $T_A = 25^\circ\text{C}$	$V_{(AV)}$	10							A
Peak Forward Surge Current 8.3 ms single half sine-wave superimposed on rated load	I_{FSM}	200							A
Maximum DC Forward Voltage drop per element at 5.0A DC	V_F	1.1							V
Maximum DC Reverse Current at rated @ $T_A = 25^\circ\text{C}$ DC Blocking Voltage Per Element	I_R	10							μA
Operating Temperature Range	T_J	-55 to +125							$^\circ\text{C}$
Storage Temperature Range	T_{STG}	-55 to +150							$^\circ\text{C}$

*(Plastic case & Metal base)

MP10M SERIES

10 AMPS EPOXY BRIDGE RECTIFIER



**CHENG-YI
ELECTRONIC**

RATING AND CHARACTERISTICS CURVES MP10M SERIES

Fig.1 - MAXIMUM NON-REPETITIVE
FORWARD SURGE CURRENT

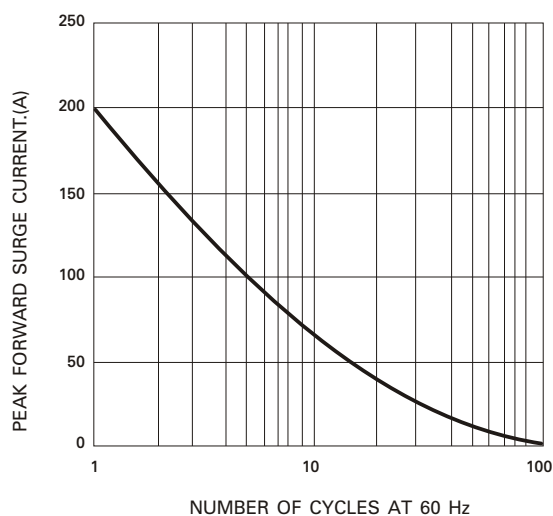


Fig.2 - TYPICAL FORWARD CURRENT
DERATING CURVE

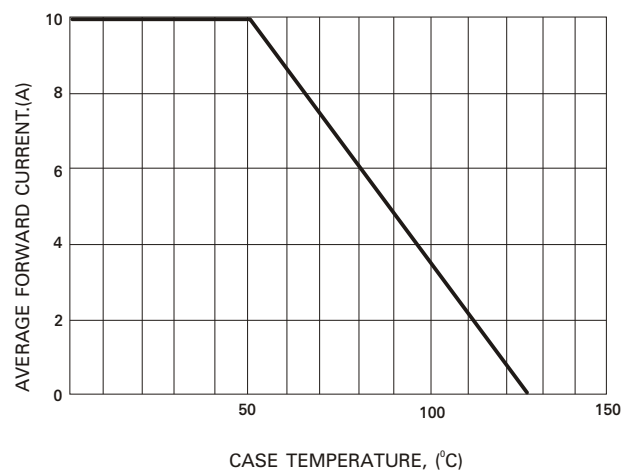


Fig.3 - TYPICAL INSTANTANEOUS FORWARD
CHARACTERISTICS

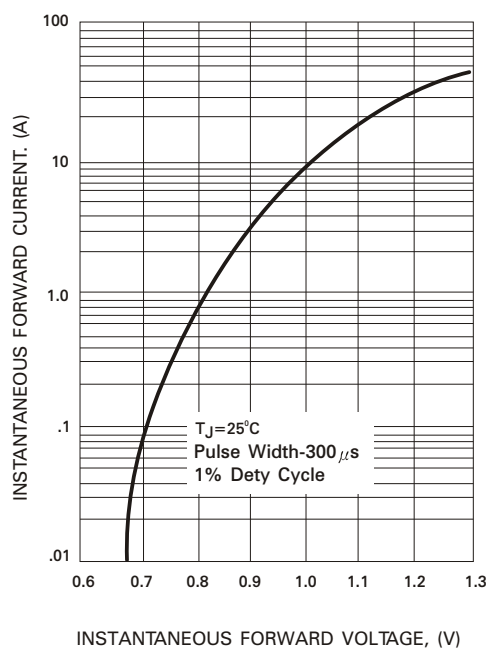


Fig.4 - TYPICAL REVERSE CHARACTERISTICS

