

SPECIFICATIONS

Electrical Ratings	100mA @ 30VDC
Electrical Life	300,000 cycles typical
Contact Resistance	< 50 mΩ max initial
Dielectric Strength	250Vrms min
Actuation Force	160 +/- 50gF
Travel	1.4 +/- .2mm
Insulation Resistance	> 100MΩ min
Operating Temperature	-40°C to 85°C
Storage Temperature	-40°C to 85°C

MATERIALS ←RoHS COMPLIANT

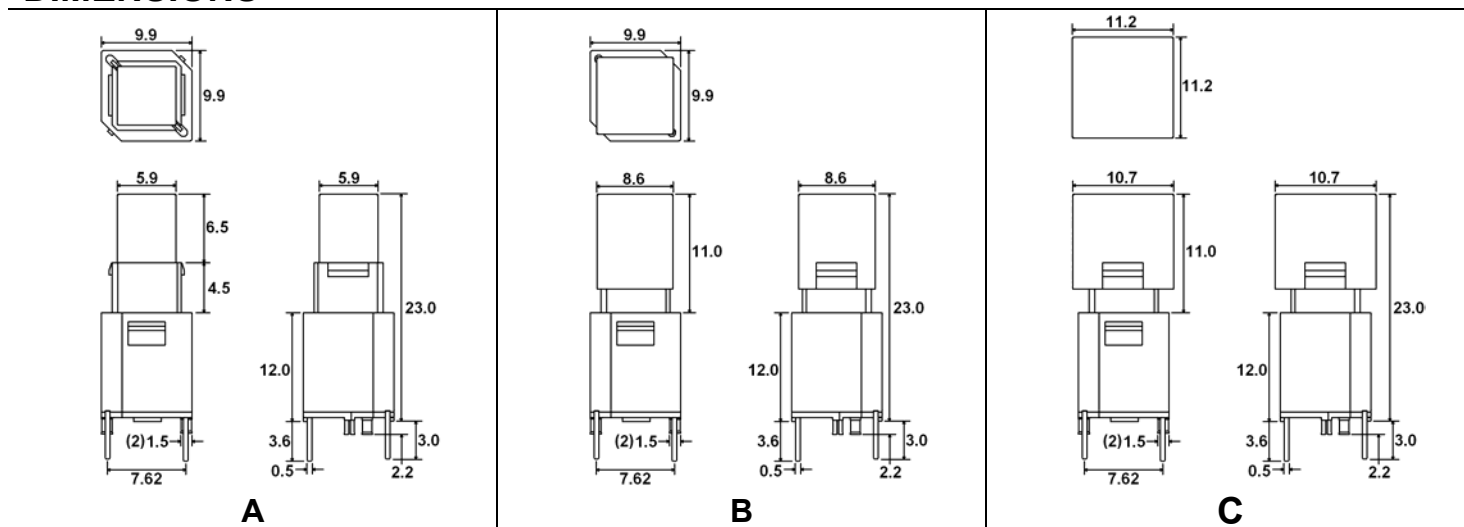
Actuator	6/6 Nylon
Housing	6/6 Nylon
Caps	PC
Contacts	Conductive Rubber
Terminals	Brass, Gold Plated



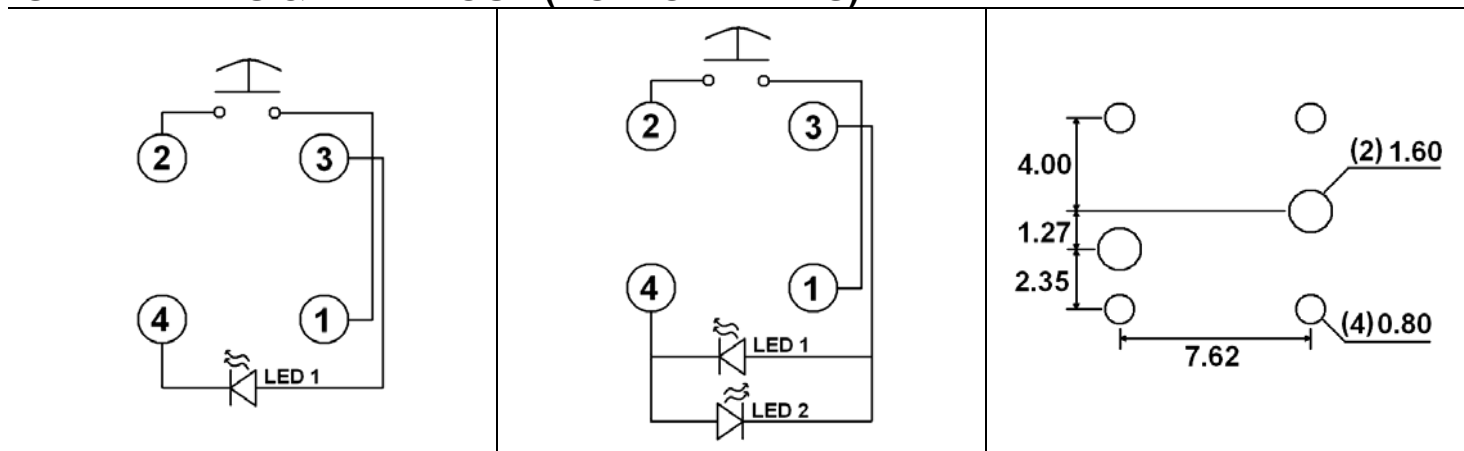
ORDERING INFORMATION

Series:	RT	A	1	W
RT				
Actuator Style:				
A				
B				
C				
Actuator Color:				
1 = White Semi-transparent				
2 = Black, Opaque, for use with laser etching				
3 = Red Semi-transparent, 3T = Red Transparent				
4 = Yellow Semi-transparent, 4T = Yellow Transparent				
5 = Green Semi-transparent, 5T = Green Transparent				
7 = Blue Semi-transparent, 7T = Blue Transparent				
9 = Dark Gray, Opaque, for use with laser etching				
0 = Clear Semi-transparent				
MS = Misty Silver, Opaque, for use with laser etching				
LED Colors:				
X = No LED				
R = Red				
Y = Yellow				
G = Green				
PG = Pure Green				
B = Blue				
W = White				
RY = Red/Yellow dual LED				
RG = Red/Green dual LED				
RB = Red/Blue dual LED				
YG = Yellow/Green dual LED				
YB = Yellow/Blue dual LED				
GB = Green/Blue dual LED				
**White & Pure Green are only available as a single color LED				
Laser Etching Styles:				
Blank = No laser etching style				
A F				
B G				
C H				
D I				
E J				

DIMENSIONS













SCHEMATICS & PC LAYOUT (BOTTOM VIEWS)

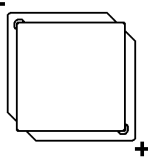


LED CHARACTERISTICS

LED Ratings		COLORS						
		R	Y	G	B	PG	W	Units
Reverse Voltage	V_R	5	5	5	5	5	5	V
Forward Current (avg)	I_F	30	30	30	30	30	30	mA
Forward Current (peak)	I_{FS}	90	60	120	100	100	100	mA
Reverse Current $V_R = 5V$	I_R	50	10	10	50	50	50	μA
Power Dissipation	P_T	75	75	100	120	120	120	mW
Operating & Storage Temperature	T_A	-40~ +85						°C
Forward Voltage (typ.), $I_F = 20mA$	V_F	2.1	1.7	1.7	3.5	3.5	3.5	V
Forward Voltage (max.), $I_F = 20mA$	V_F	2.4	2.6	2.6	4.0	4.0	4.0	V
Wavelength at Peak Emmission, $I_F = 20mA$	λ_{pP}	630	590	565	470	525	N/A	nm
Spectral Line Half-Width, $I_F = 20mA$	$\Delta\lambda$	20	20	30	30	36	N/A	nm
Luminous Intensity, $I_F = 20mA$	LI	50	350	90	1500	1100	2700	mcd
Viewing Angle	Θ	44	40	44	30	28	40	Deg

LASER ETCHING STYLES

				
A	B	C	D	E
				
F	G	H	I	J



All laser etching styles will be orientated with the + terminal located on the right hand side with respect to the legend.