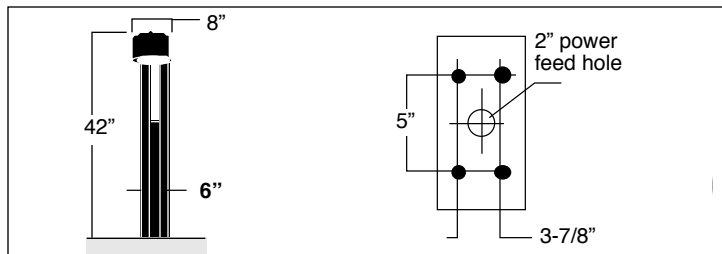
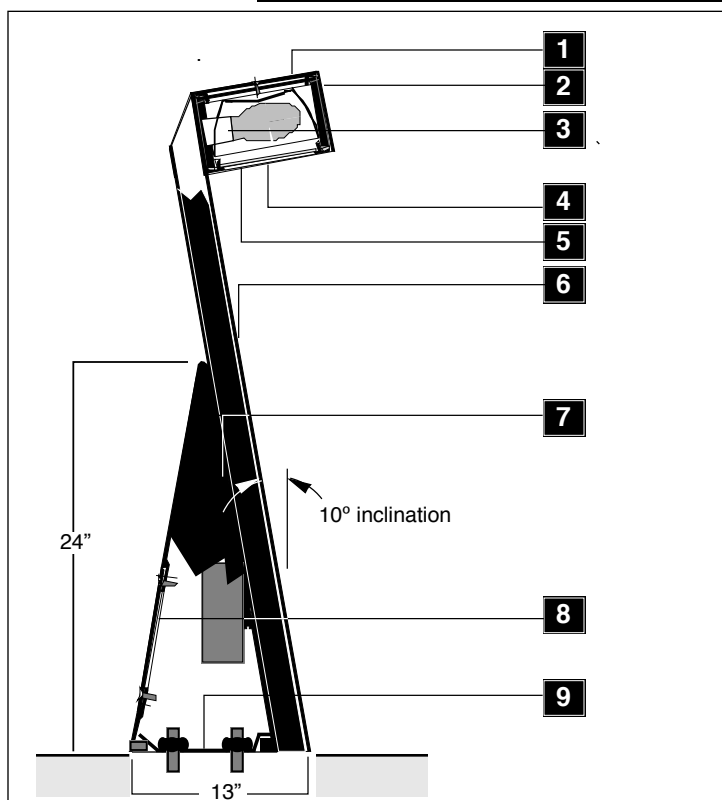


## Specification

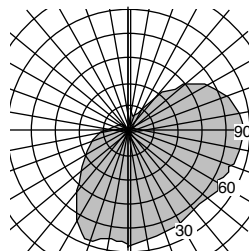
All exposed cast aluminum components are made of non corrosive pure aluminum copper free (Aluminum is less than .1% copper content #356 alloy.)  
 Finish: All polyester powder baked coatings preceded with a 5 baths preparation process. Meets military grade MIL-C781706 with a 2000 hours salt spray test.

- Pulse rated medium base porcelain socket.
- 75W/600V thermoplastic compact fluorescent socket.
- One-piece molded silicone gasket with memory retention.
- High power factor CWA ballast.
- All stainless steel hardware.
- All Moving and removable parts are sealed with a memory retention silicone gasket.

- 1 - Cast aluminum sealed top cover.
- 2 - 8" dia. cast aluminum housing.
- 3 - Specular aluminum reflector.
- 4 - Cast aluminum sealed removable glass lens frame, with perimeter memory retention embedded silicone gasket.
- 5 - Tempered clear glass lens with minute prisms for light uniformity.
- 6 - 2" x 2" extruded square aluminum twin bollard stands.
- 7 - One piece heavy cast aluminum triangular bollard base.
- 8 - Aluminum flush mount sealed access cover plate with socket flat head stainless steel screws.
- 9 - Set of four 1/2" -13 x 12" lg. galvanized anchor bolts.



## Photometry



Separate updated technical specification sheets with related models and light sources with I.E.S formatted photometry are available on [www.luminis.com](http://www.luminis.com).

For options details and specifications, please refer to pages **72 & 128**

## Certification

## Mounting

UL. Wet Location. Set of four 1/2" -13 x 18" lg. galvanized anchor bolts.

Model#	Light source selection	Voltage	Finish	Options
<input type="checkbox"/> SO10B	<div> <b>MH (ED17)</b>  <input type="checkbox"/> M50  <input type="checkbox"/> M70  <b>HPS (ED17)</b>  <input type="checkbox"/> H50  <input type="checkbox"/> H70  <b>MH (G12) T6</b>  <input type="checkbox"/> M39T  <input type="checkbox"/> M70T            (Lamps by others)         </div> <div> <b>CF (Gx24q)</b>  <b>Single lamp</b>  <input type="checkbox"/> F126  <input type="checkbox"/> F132  <b>Two lamp</b>  <input type="checkbox"/> F213  <input type="checkbox"/> F218         </div>	<b>120 V</b> Standard factory prewired (If no voltage is specified) For other voltages, please specify with catalog number. <b>H.I.D.</b> <input type="checkbox"/> 208 V <input type="checkbox"/> 240 V <input type="checkbox"/> 277 V <input type="checkbox"/> 347 V Note: 50W.HPS is available with 120/277V only. <b>COMP. FLUO.</b> <b>Smart ballast 120/277</b> <input type="checkbox"/> 347 V (To specify)	(Refer to color chart) <u>Standard selection</u> <input type="checkbox"/> <b>WHT:</b> Snow white <input type="checkbox"/> <b>BKT:</b> Jet black <input type="checkbox"/> <b>BZT:</b> Bronze <input type="checkbox"/> <b>GRT:</b> Titanium gray <input type="checkbox"/> <b>DGT:</b> Gun metal <input type="checkbox"/> <b>CHT:</b> Champagne <input type="checkbox"/> <b>MST:</b> Matte silver <input type="checkbox"/> <b>GNT:</b> Forest green <u>Optional colors</u> <input type="checkbox"/> <b>CS:</b> Custom color <input type="checkbox"/> <b>RAL:</b> RAL# color	<input type="checkbox"/> <b>EM42:</b> 1 lamp (26/32/42W) Integral Emergency battery back up. <input type="checkbox"/> <b>FS:</b> Fuse

luminaires may be altered for design improvements or discontinued without prior notice.