Part Number: 0009508073
Status: Active
Overview: kk
Description: 3.96mm (.156") Pitch KK® Crimp Terminal Housing, Friction Ramp, 7 Circuits

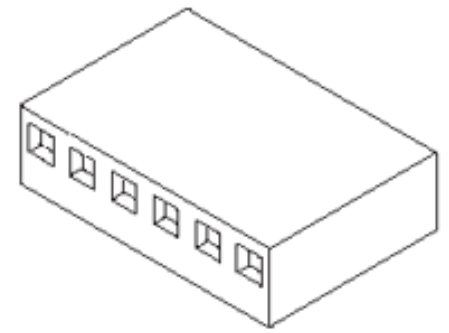

Series

image - Reference only

Documents:
3D Model
Drawing (PDF)
Packaging Specification (PDF)
Product Specification PS-08-50 (PDF)
RoHS Certificate of Compliance (PDF)

Agency Certification

CSA	LR19980
UL	E29179

General

Product Family	Crimp Housings
Series	41695
Overview	kk
Product Name	KK®

Physical

Breakaway	No
Circuits (maximum)	7
Color - Resin	Natural
Flammability	94V-0
Gender	Female
Glow-Wire Compliant	No
Keying to Mating Part	None
Lock to Mating Part	Yes
Material - Resin	Polyester
Number of Rows	1
Packaging Type	Bag
Panel Mount	No
Pitch - Mating Interface (in)	0.156 In
Pitch - Mating Interface (mm)	3.96 mm
Polarized to Mating Part	Yes
Temperature Range - Operating	0°C to +75°C

Material Info

Old Part Number	41695-N-D07

Reference - Drawing Numbers

Packaging Specification	PK-41695-003
Product Specification	PS-08-50
Sales Drawing	SD-41695

EU RoHS
ELV and RoHS Compliant
REACH SVHC
Contains SVHC: No
Halogen-Free Status
Not Halogen-Free

China RoHS

Need more information on product environmental compliance?

Email productcompliance@molex.com
For a multiple part number RoHS Certificate of Compliance, click here

Please visit the Contact Us section for any non-product compliance questions.

Search Parts in this Series
41695Series

Use With
KK® Crimp Terminal 2478 , 2578 , 8818.
Trifurcon™ Crimp Terminal 7258 , 6438 , 6838

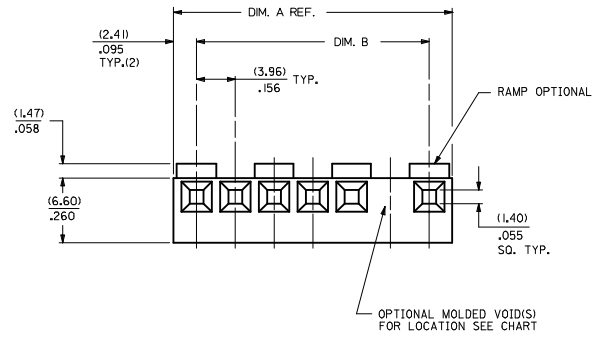

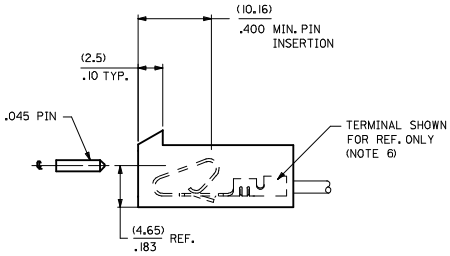

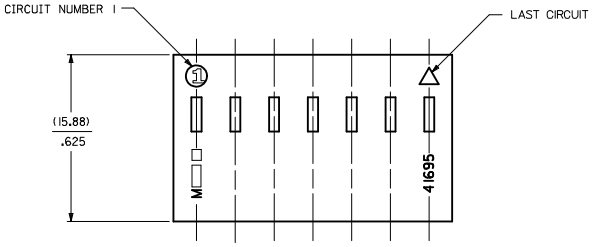

NO. OF CKTS SEE NOTE 10	DIM. A	DIM. B
1	NOT AVAILABLE	
2	(8.79) .346	(3.96±.05) .156±.002
3	(12.75) .502	(7.92±.08) .312±.003
4	(16.71) .658	(11.89±.08) .468±.003
5	(20.67) .814	(15.85±.08) .624±.003
6	(24.64) .970	(19.81±.10) .780±.004
7	(28.60) 1.126	(23.77±.10) .936±.004
8	(32.56) 1.282	(27.74±.10) 1.092±.004
9	(36.53) 1.438	(31.70±.10) 1.248±.004
10	(40.49) 1.594	(35.66±.15) 1.404±.006
11	(44.45) 1.750	(39.62±.15) 1.560±.006
12	(48.41) 1.906	(43.59±.15) 1.716±.006
13	(52.37) 2.062	(47.55±.15) 1.872±.006
14	(56.34) 2.218	(51.51±.18) 2.028±.007
15	(60.30) 2.374	(55.47±.18) 2.184±.007
16	(64.26) 2.530	(59.44±.20) 2.340±.008
17	(68.22) 2.686	(63.40±.20) 2.496±.008
18	(72.19) 2.842	(67.36±.23) 2.652±.009
19	(76.15) 2.998	(71.32±.23) 2.808±.009
20	(80.11) 3.154	(75.28±.23) 2.964±.009

41695-✳-✳N-##

MATERIAL CODE
N=MOLDED NATURAL
B=BLACK
G=GLOW WIRE

OPTION CODE

CODE	RAMP	POLARIZE	PACKAGING	RIB
A	NO	NO	BULK PER PK-41695-001	NO
B	YES	NO	BULK PER PK-41695-002	NO
D	YES	YES	BULK PER PK-41695-003	NO
E	YES	NO	BULK PER PK-41695-002	YES
G	END RAMP ONLY	YES	BULK PER PK-41695-003	NO

VOID CODE
BLANK=NO VOIDS
NO.=NO. CORRESPONDS TO CKT. NO. VOIDED
MULT. VOIDS=START WITH 51

NO. OF CKTS.
SEE NOTE 10

NOTES:
1. MATERIAL: N - GLASS FILLED POLYESTER. UL94V-0. MOLDED NATURAL
B - GLASS FILLED POLYESTER. UL94V-0. MOLDED BLACK
G - UL94V-0 PA6 NYLON , IEC 60335-1, 4th EDITION GLOW WIRE CAPABLE, COLOR: BLACK
2. FINISH: SEE TERMINAL DRAWINGS
3. PRODUCT SPECIFICATION: PS-08-50 AND PS-40-02
4. PACKAGING INFORMATION: SEE LEGEND
5. MATES WITH (3.96)/1.56 CENTER HEADERS AND (1.14)/.045 SQUARE OR ROUND PINS
6. HOUSING ACCEPTS STANDARD TERMINAL NOS.:
2478 (18-24 AWG) WITH (2.79)/.110 MAX. INSULATION DIA.
2578 (22-26 AWG) WITH (1.65)/.065 MAX. INSULATION DIA.
OR TRIFURCON TERMINAL NOS.:
6438 (18-22 AWG) WITH (2.79)/.110 MAX. INSULATION DIA.
6838 (18-24 AWG) WITH (2.79)/.110 MAX. INSULATION DIA.
7258 (22-26 AWG) WITH (1.65)/.065 MAX. INSULATION DIA.
7. BOW (.006 MM/MM) / .006 IN/IN.
8. (0.13)/.005 MAX. FLASH ALLOWED ALONG DIMENSION B AND IN LOCKING WINDOW.
9. THIS PART CONFORMS TO CLASS B REQUIREMENTS OF COSMETIC SPECIFICATION PS-45499-002.
10. CIRCUIT SIZES 13 THROUGH 20 ARE NOT AVAILABLE IN G MATERIAL.

SHT	REV
4	G4
3	G6
2	G5
1	G6

REMOVE 41695-2003
EC NO: UCP2010-0004
DRWN:MKIPPER 2009/08/07
CHKD:SOUSEK 2009/08/10
APPR:FSMITH 2009/08/18
DESCRIPTION
REV G6

QUALITY SYMBOLS
▼=0
▽=0

GENERAL TOLERANCES (UNLESS SPECIFIED)

	mm	INCH
4 PLACES	± ---	± ---
3 PLACES	± ---	± .010
2 PLACES	± 0.25	± .014
1 PLACE	± 0.36	± ---
ANGULAR ±1/2°		

DRAFT WHERE APPLICABLE MUST REMAIN WITHIN DIMENSIONS

DIMENSION STYLE: MM/IN
SCALE: ---
DESIGN UNITS: INCH
THIRD ANGLE PROJECTION

DRAWN BY: SKOWRONSKI DATE: 04/05/86
CHECKED BY: PATEL DATE: 04/05/86
APPROVED BY: LENZ DATE: 04/05/86
MATERIAL NO.: SEE CHART

TITLE: (3.96)/.156 CENTERLINE CONNECTOR HOUSING FOR KK CRIMP TERMINALS

MOLEX INCORPORATED

DOCUMENT NO.: SD-41695
SHEET NO.: 1 OF 4
SIZE: D

THIS DRAWING CONTAINS INFORMATION THAT IS PROPRIETARY TO MOLEX INCORPORATED AND SHOULD NOT BE USED WITHOUT WRITTEN PERMISSION

41695-N-AN-*		
PART NO.	ENG. NO.	VOIDS
	NOT AVAILABLE	
09-50-8020	41695-N-A2	
09-50-8030	41695-N-A3	
09-50-8040	41695-N-A4	
09-50-8050	41695-N-A5	
09-50-8060	41695-N-A6	
09-50-8070	41695-N-A7	
09-50-8080	41695-N-A8	
09-50-8090	41695-N-A9	
09-50-8100	41695-N-A10	
09-50-8110	41695-N-A11	
09-50-8120	41695-N-A12	
09-50-8130	41695-N-A13	
09-50-8140	41695-N-A14	
09-50-8150	41695-N-A15	
09-50-8160	41695-N-A16	
09-50-8170	41695-N-A17	
09-50-8180	41695-N-A18	
09-50-8190	41695-N-A19	
09-50-8200	41695-N-A20	
09-50-9085	41695-N-A8-2	2
41695-0001	41695-N-A6-3	3
41695-0002	41695-N-A5-4	4

41695-N-BN-*		
PART NO.	ENG. NO.	VOIDS
	NOT AVAILABLE	
09-50-8021	41695-N-B2	
09-50-8031	41695-N-B3	
09-50-8041	41695-N-B4	
09-50-8051	41695-N-B5	
09-50-8061	41695-N-B6	
09-50-8071	41695-N-B7	
09-50-8081	41695-N-B8	
09-50-8091	41695-N-B9	
09-50-8101	41695-N-B10	
09-50-8111	41695-N-B11	
09-50-8121	41695-N-B12	
09-50-8131	41695-N-B13	
09-50-8141	41695-N-B14	
09-50-8151	41695-N-B15	
09-50-8161	41695-N-B16	
09-50-8171	41695-N-B17	
09-50-8181	41695-N-B18	
09-50-8191	41695-N-B19	
09-50-8201	41695-N-B20	
09-50-9030	41695-N-B3-2	2
	41695-N-B5-2	2
	41695-N-B9-2	2
	41695-N-B11-2	2
09-50-9121	41695-N-B12-2	2
	41695-N-B14-2	2
09-50-9150	41695-N-B15-14	14
09-50-9060	41695-N-B6-5	5
09-50-9070	41695-N-B7-6	6
09-50-9071	41695-N-B7-2	2
09-50-9040	41695-N-B4-3	3
09-50-9090	41695-N-B9-7	7
	41695-N-B14-13	13
09-50-9136	41695-N-B13-5	5
09-50-9137	41695-N-B13-8	8
09-50-9050	41695-N-B5-51	2,4
09-50-9061	41695-N-B6-3	3
09-50-9080	41695-N-B8-2	2

41695-G-AN-*		
PART NO.	ENG. NO.	VOIDS
41695-2032	41695-G-A02	
41695-2033	41695-G-A03	
41695-2034	41695-G-A04	
41695-2035	41695-G-A05	
41695-2036	41695-G-A06	
41695-2037	41695-G-A07	
41695-2038	41695-G-A08	
41695-2039	41695-G-A09	
41695-2040	41695-G-A10	
41695-2041	41695-G-A11	
41695-2042	41695-G-A12	

41695-G-BN-*		
PART NO.	ENG. NO.	VOIDS
41695-2000	41695-G-B02	
41695-2005	41695-G-B03	
41695-2002	41695-G-B04	
41695-2006	41695-G-B05	
41695-2007	41695-G-B06	
41695-2008	41695-G-B07	
41695-2009	41695-G-B08	
41695-2010	41695-G-B09	
41695-2011	41695-G-B10	
41695-2012	41695-G-B11	
41695-2013	41695-G-B12	

OPTION CODE D

RAMP WITH POLARIZING PEGS (RIBS)

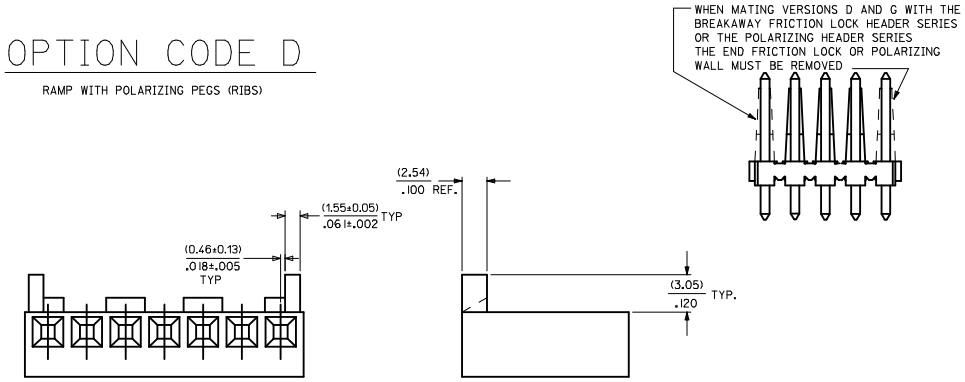

WHEN MATING WITH BREAKAWAY HEADERS THE FRICTION LOCK WALL MUST BE REMOVED

ADD 41695-0002
EC NO: UCP2009-2480 2009/05/21
DRWN:MKIPPER 2009/05/26
CHKD:JBELL 2009/05/26
APPR:FSMITH 2009/05/26
DESCRIPTION
G5
REV

QUALITY SYMBOLS
▼=0
▽=0

GENERAL TOLERANCES (UNLESS SPECIFIED)

	mm	INCH
4 PLACES	± ---	± ---
3 PLACES	± ---	± ---
2 PLACES	± ---	± ---
1 PLACE	± ---	± ---
ANGULAR ±1/2°		

DRAFT WHERE APPLICABLE MUST REMAIN WITHIN DIMENSIONS

DIMENSION STYLE: MM/IN
SCALE: ---
DESIGN UNITS: INCH
THIRD ANGLE PROJECTION

DRAWN BY: SAMIEC DATE: 09/22/86
CHECKED BY: PATEL DATE: 09/22/86
APPROVED BY: LENZ DATE: 09/22/86
MATERIAL NO.: SEE CHART

TITLE: (3.96)/.156 CENTERLINE CONNECTOR HOUSING FOR KK CRIMP TERMINAL

MOLEX INCORPORATED

DOCUMENT NO.: SD-41695
SHEET NO.: 2 OF 4
SIZE: D

THIS DRAWING CONTAINS INFORMATION THAT IS PROPRIETARY TO MOLEX INCORPORATED AND SHOULD NOT BE USED WITHOUT WRITTEN PERMISSION

OPTION CODE E

RAMP WITH RIBS FOR OVER MOLDING

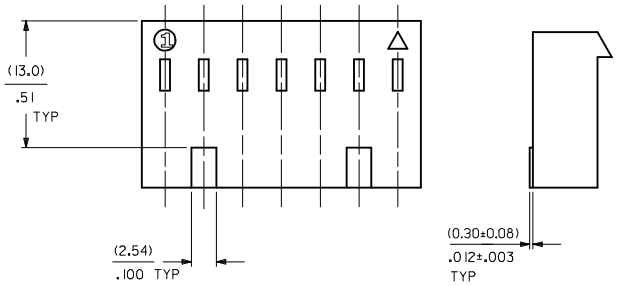

41695-N-DN-*

PART NO.	ENG. NO.	VOIDS
	NOT AVAILABLE	
09-50-8023	41695-N-D2	
09-50-8033	41695-N-D3	
09-50-8043	41695-N-D4	
09-50-8053	41695-N-D5	
09-50-8063	41695-N-D6	
09-50-8073	41695-N-D7	
09-50-8083	41695-N-D8	
09-50-8093	41695-N-D9	
09-50-8103	41695-N-D10	
09-50-8113	41695-N-D11	
09-50-8123	41695-N-D12	
09-50-8133	41695-N-D13	
09-50-8143	41695-N-D14	
09-50-8153	41695-N-D15	
09-50-8163	41695-N-D16	
09-50-8173	41695-N-D17	
09-50-8183	41695-N-D18	
09-50-8193	41695-N-D19	
09-50-8203	41695-N-D20	
	41695-N-D15-12	12
09-50-9053	41695-N-D5-2	2
09-50-9094	41695-N-D9-3	3
09-50-9033	41695-N-D3-2	2
09-50-9043	41695-N-D4-2	2
09-50-9063	41695-N-D6-2	2
09-50-9073	41695-N-D7-2	2
09-50-9044	41695-N-D4-3	3

41695-N-EN-*

PART NO.	ENG. NO.	VOIDS
	NOT AVAILABLE	
09-50-8024	41695-N-E2	
	41695-N-E3	
	41695-N-E4	
	41695-N-E5	
09-50-8064	41695-N-E6	
	41695-N-E7	
	41695-N-E8	
	41695-N-E9	
	41695-N-E10	
	41695-N-E11	
	41695-N-E12	
	41695-N-E13	
	41695-N-E14	
	41695-N-E15	
	41695-N-E16	
	41695-N-E17	
	41695-N-E18	
	41695-N-E19	
	41695-N-E20	
09-50-9032	41695-N-E3-2	2
09-50-9042	41695-N-E4-2	2
09-50-9062	41695-N-E6-2	2
09-50-9072	41695-N-E7-2	2

41695-N-FN-*-*

PART NO.	ENG. NO.	PEG	VOIDS
OBSOLETE	41695-N-F7-D	4	
OBSOLETE	41695-N-F7-E	5	

41695-G-DN-*

PART NO.	ENG. NO.	VOIDS
41695-2001	41695-G-D02	
41695-2004	41695-G-D03	
41695-2021	41695-G-D04	
41695-2022	41695-G-D05	
41695-2023	41695-G-D06	
41695-2024	41695-G-D07	
41695-2025	41695-G-D08	
41695-2026	41695-G-D09	
41695-2027	41695-G-D10	
41695-2028	41695-G-D11	
41695-2029	41695-G-D12	

41695-G-EN-*

PART NO.	ENG. NO.	VOIDS
41695-2043	41695-G-E02	
41695-2044	41695-G-E03	
41695-2045	41695-G-E04	
41695-2046	41695-G-E05	
41695-2047	41695-G-E06	
41695-2048	41695-G-E07	
41695-2049	41695-G-E08	
41695-2050	41695-G-E09	
41695-2051	41695-G-E10	
41695-2052	41695-G-E11	
41695-2053	41695-G-E12	

SEE SHEET 1
EC NO: UCP2010-0004 2009/08/07
DRWN:MKIPPER 2009/08/10
CHKD:SSOUSEK 2009/08/18
APPR:FSMITH
DESCRIPTION
REV
G6

QUALITY SYMBOLS
▼=0
▽=0

GENERAL TOLERANCES (UNLESS SPECIFIED)

	mm	INCH
4 PLACES	± ---	± ---
3 PLACES	± ---	± ---
2 PLACES	± ---	± ---
1 PLACE	± ---	± ---
ANGULAR ±1/2°		

DRAFT WHERE APPLICABLE MUST REMAIN WITHIN DIMENSIONS

DIMENSION STYLE: MM/IN
SCALE: ---
DESIGN UNITS: INCH
THIRD ANGLE PROJECTION

DRAWN BY: SAMIEC DATE: 09/01/87
CHECKED BY: PATEL DATE: 09/01/87
APPROVED BY: LENZ DATE: 09/01/87

TITLE: (3.96)/.156 CENTERLINE CONNECTOR HOUSING FOR KK CRIMP TERMINAL

MOLEX INCORPORATED

MATERIAL NO.: SEE CHART
DOCUMENT NO.: SD-41695
SHEET NO.: 3 OF 4
SIZE: D

THIS DRAWING CONTAINS INFORMATION THAT IS PROPRIETARY TO MOLEX INCORPORATED AND SHOULD NOT BE USED WITHOUT WRITTEN PERMISSION