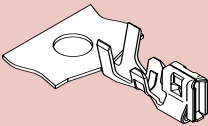
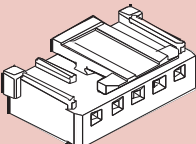
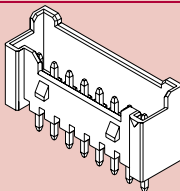
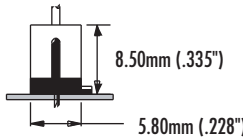
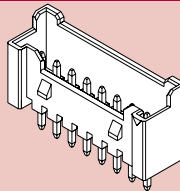
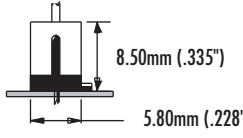
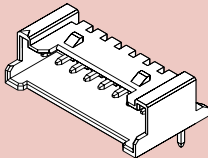
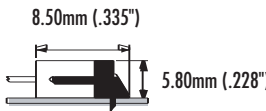


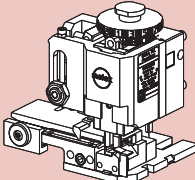


2.00mm (.079") Pitch
Sherlock™

	Description	Order No.	Circuits	Wire Range	Mated Dimensions	Materials (UL 94V-0)	Packaging
Terminal							
	Crimp Terminal	50212-8000	—	24 to 30 AWG	—	Tin Plated Phosphor Bronze	Reel
		50212-8100					Bag
Crimp Housing							
	Positive Locking Receptacle Housing	35507-XX00	2-20	—	—	Polyester	Bag
Headers							
	Vertical Header with Peg	35362-XX00	2-20	—		Polyamide	Bag
	Vertical Header	35362-XX50	2-20	—		Polyamide	Bag
	Right Angle Header	35363-XX60	2-20	—		Polyamide	Bag

Replace XX with number of circuits

APPLICATION TOOLING

	Terminal	Insulation Diameter	Strip Length	Order No.			
				TM-2000 Applicator	TM-40/TM-42 Applicator	Extractor Tool	Hand Tool
	50212-8000	1.4mm (.055") max.	1.30 to 1.80mm (.051 to .071")	63860-7500	63850-7500	57105-6000	—
	50212-8100			—	—	57105-6000	63811-1200



2.00mm (.079") Pitch
Sherlock™

FEATURES AND BENEFITS

- Four-point contact design for greater reliability
- Anti-fishhooking contact design eliminates tangling of crimped leads during cable assembly
- Locking tang on contact for secure retention to the housing
- Positive lock on receptacle housing insures secure retention when mated to headers
- Overstress feature protects the locking latch
- Pull tabs enable easy unmating and/or overmolding
- Polarized mating geometry insures headers and receptacles cannot be mated
- Optional locating peg on vertical headers to insure proper orientation on PCB
- Coined solder tails for PCB retention during wave soldering
- Fully shrouded headers with guide ramp protects pins and aids mating
- Lead-free plating



2.00mm (.079") Pitch Sherlock™

SPECIFICATIONS

Reference Information

Recommended Wire Style: UL 1007
UL File No.: E29179
CSA File No.: LR19980
RoHS Compliant

Electrical

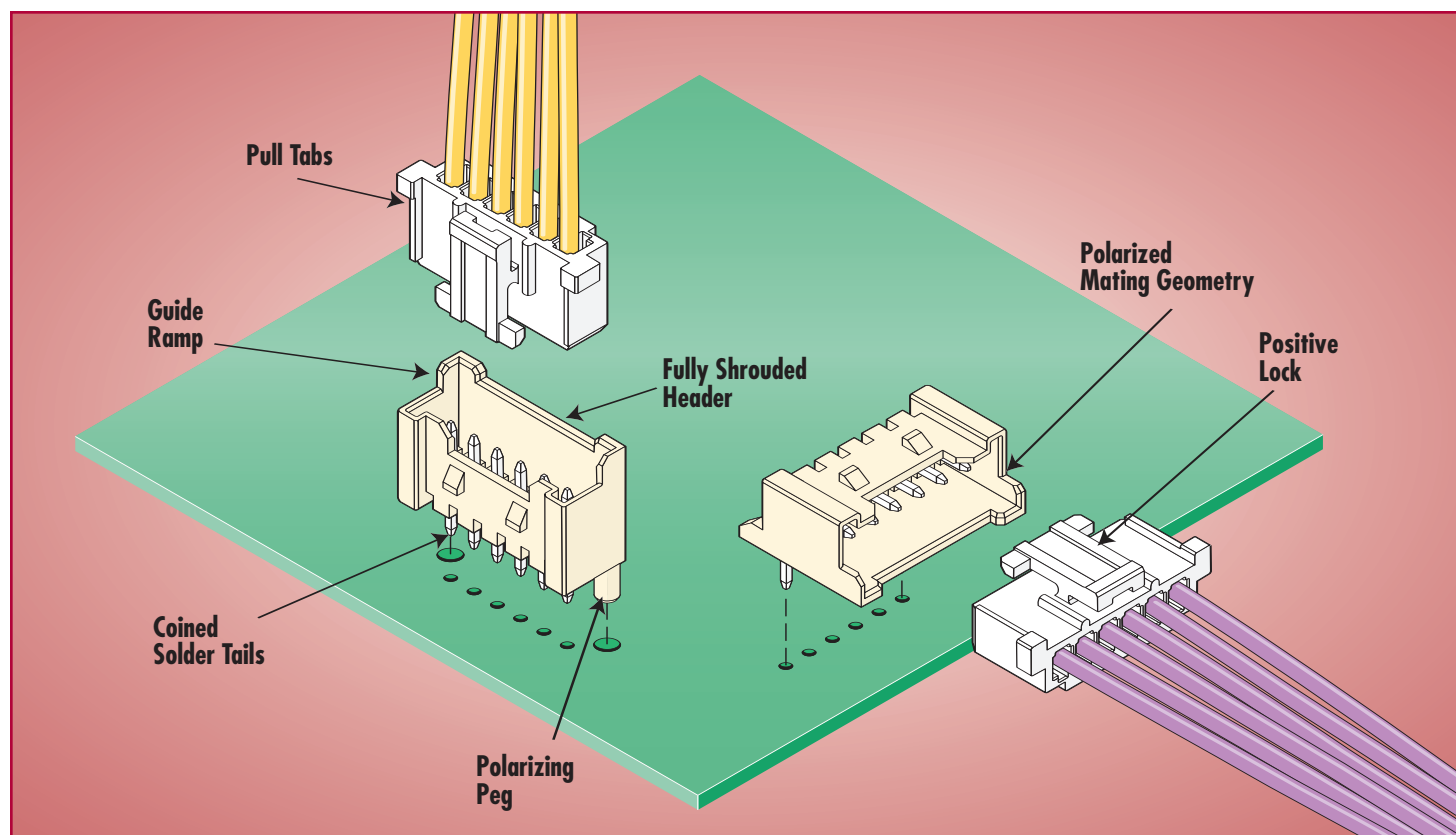
Current: 2.0A max
Voltage: 125V
Contact Resistance: 20 milliohms max.
Dielectric Withstanding Voltage: 500V
Insulation Resistance: 1000 Megohms min.

Mechanical

Mating Force (5 Circuit Parts): 11.8N max.
Unmating Force (5 Circuit Parts): 0.66N min.
Durability: 30 Cycles

Physical

Housing: Polyester, UL 94V-0
Header: Polyamide, UL 94V-0
Terminal: Phosphor Bronze
Pin: Brass
Plating: Lead-free Tin
Operating Temperature: -40 to +105°C



Americas Headquarters
Lisle, Illinois 60532 U.S.A.
1-800-78MOLEX
amerinfo@molex.com

Far East North Headquarters
Yamato, Kanagawa, Japan
81-462-65-2324
feninfo@molex.com

Far East South Headquarters
Jurong, Singapore
65-6-268-6868
fesinfo@molex.com

European Headquarters
Munich, Germany
49-89-413092-0
eurinfo@molex.com

Corporate Headquarters
2222 Wellington Ct.
Lisle, IL 60532 U.S.A.
630-969-4550
Fax: 630-969-1352

Visit our Web site at <http://www.molex.com/product/wb/sherlock.html>