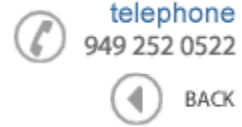




## Data Sheet



Product Category: IF SAW Filter

Part Number	Package	Application	Last Modified
807-IF204.0M-A	7.0 x 5.0mm SMD	Base Station & Repeater	Apr 18, 2007

TYPE :

204.0 MHz Bandpass Filter



PART NUMBER :

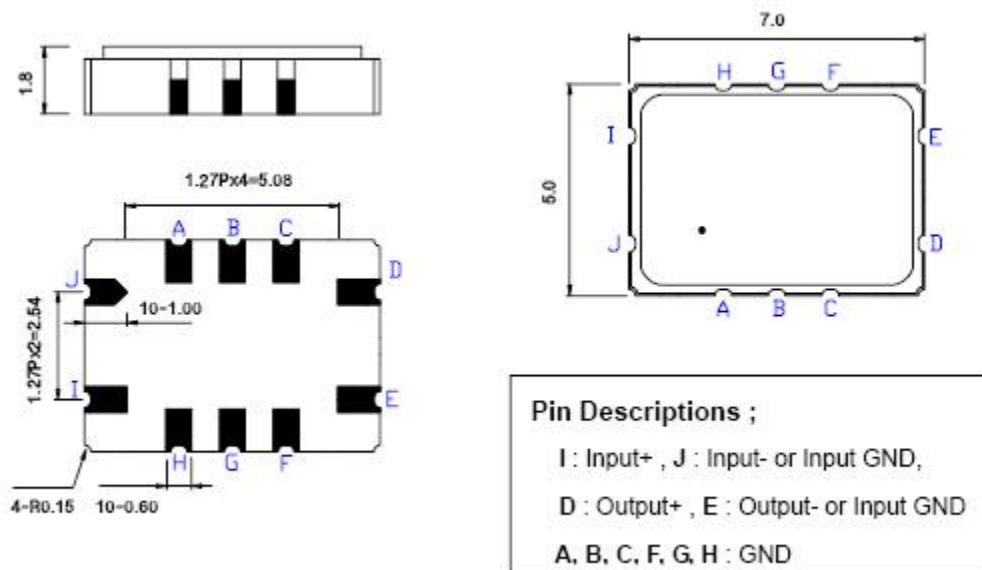
**807-IF204.0M-A**

## OPERATING CONDITIONS / ELECTRICAL CHARACTERISTICS

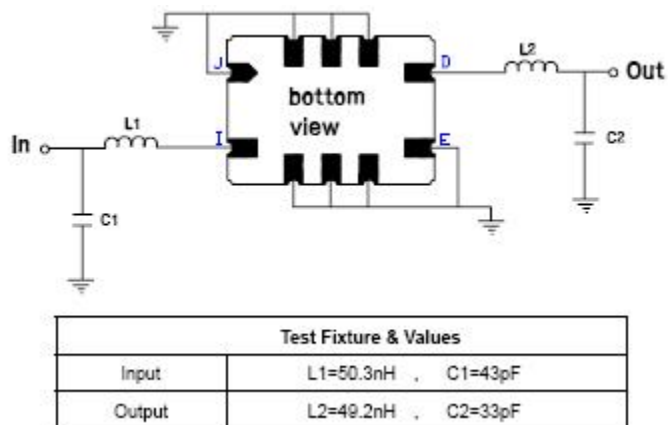
PARAMETERS	Minimum	Typical	Maximum	Units
Center Frequency (Fo)	-	204.0	-	MHz
Insertion Loss at Fo	-	9.2	11	dB
Source Impedance*	-	50/500	-	ohm
Load Impedance*	-	50/1000	-	ohm
Operating Temperature Range	-10	-	+70	°C
Temperature Coefficient	-	0.03	-	ppm/°C
Bandwidth at -1.0 dB	600	900	-	kHz
Relative Attenuation:	-	-	-	-
from 194 MHz to 200 MHz	40	47	-	dB
from 200MHz to 201.5MHz	40	45	-	dB
from 206.5MHz to 209MHz	40	43	-	dB
from 209MHz to 214MHz	40	46	-	dB
Amplitude Ripple (203.7MHz ~ 204.3MHz)	-	0.6	1.0	dBp-p
Absolute Delay at Fo	-	0.75	-	µsec
Group Delay Variation (203.7MHz ~ 204.3MHz)	-	35	200	nsec

\*Single Ended or Balanced with Matching Network (Reference Testing Environment Circuit as shown) Modify Impedance Values as necessary.

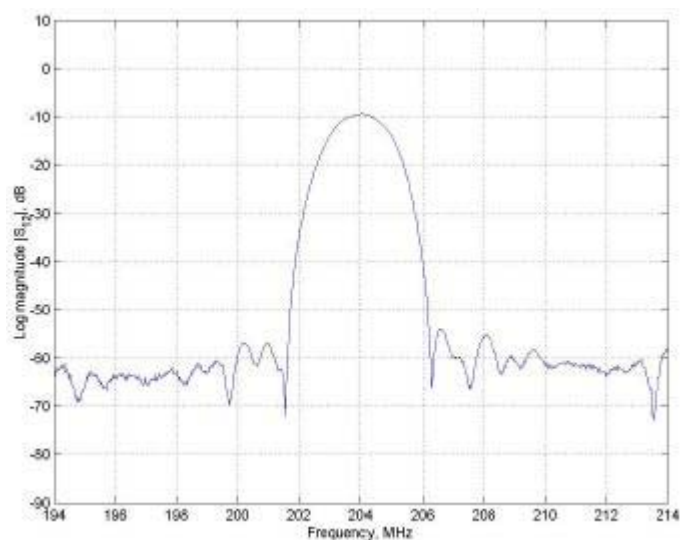
## PACKAGE OUTLINE (mm)



## TESTING ENVIROMENT



## FREQUENCY RESPONSE



**Oscilent Corporation** - CALL **949.252.0522**

18195 East McDermott Street , Building D , Irvine , CA 92614 , USA  
Fax: 949.252.0599 , E-Mail: Sales@Oscilent.com

**Part No.: 807-IF204.0M-A**

[Crystal Oscillators](#) | [Quartz Crystal](#) | [TCXO](#) | [VCXO](#) | [IF SAW Filter](#) | [RF SAW Filter](#) | [Ceramic Resonator](#)  
[Crystal Filter](#) | [Ceramic Filter](#) | [SAW Filter / SAW Devices](#) | [Site Map](#)